



Sight Word Activity Pack

Words taught:

the
of
and
a
to
in
is
you
that
it
he
was
for
on
are
as
with
his
they
I
at
be
this
have
from
or

DAY 1

Name: _____

is you

is _____

you _____

SIGHT WORD DOMINOES

Instructions
1. Cut out the dominoes.
2. Match the sentence to the sight word on the dominoes.

was he He had a job. Bob was not made. was he He hid. Tim was in the van.

Read chart #4

© 2016 Becoming A Reader

A hog is in the box. A dog ran at you.

is you

The cat is in the bag. You can jot it on the pad.

is you

you is

Jan is in the rig. The top of the mat is on you.

you is

You run to him.

The cat is fat.

the	of	of	the	of
of	the	the	of	the
the	of	the	of	the
the	the	of	the	of
of	of	the	of	the

Reading Chart #1

and
the
and
a
the

Reading Chart #2

of
to
of
a
to

Reading Chart #3

and
to
to
in
is

Reading Chart #4

Building Sight Words

Table of Contents

1. the, of

2. and, a

3. to, in

4. is, you

5. that, it

6. he, was

7. for, on

8. are, as

9. with, his

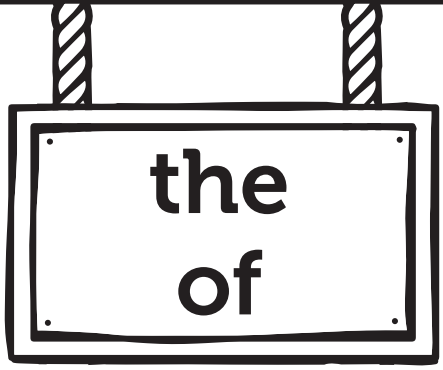
10. they, I

11. at, be

12. this, have

13. from, or

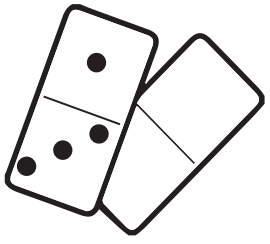
DAY 1



Name: _____

the

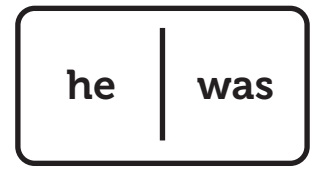
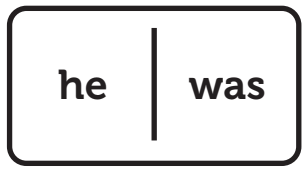
of



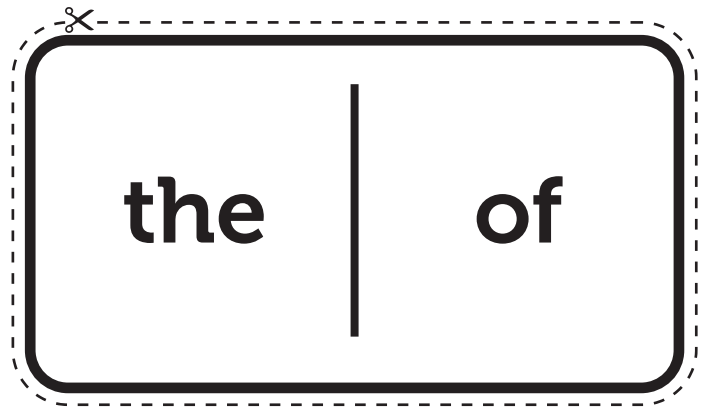
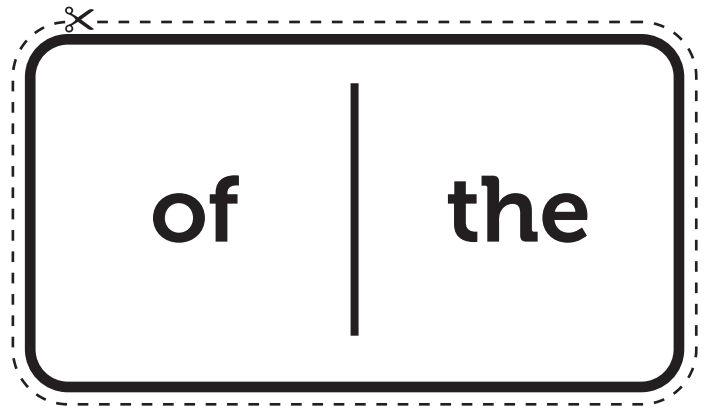
SIGHT WORD DOMINOES

Instructions

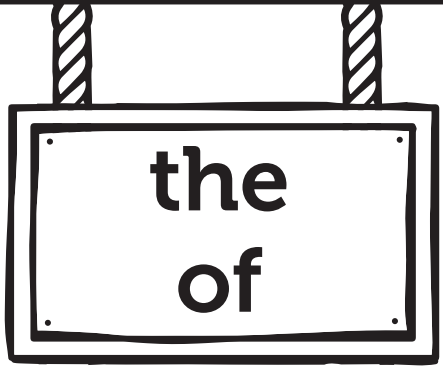
1. Cut out the dominoes.
2. Match the sentence to the sight word on the dominoes.



Read chart #1



DAY 2



Name: _____

the

of

ROLL & READ SIGHT WORDS

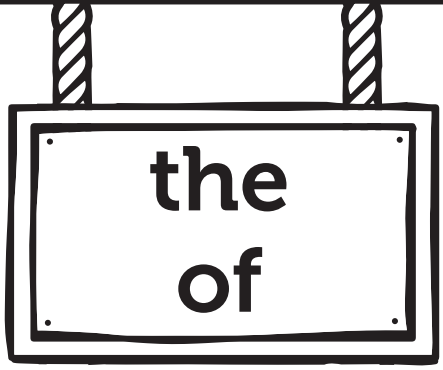
Instructions

Roll the die. Based on the number rolled, read the corresponding row of sight words.

	the	the	of	the	of
	of	the	of	the	of
	the	of	the	of	the
	of	the	of	the	of
	the	of	the	of	the
	of	the	of	the	of

Read chart #1

DAY 3



Name: _____

the

of



FIND THE SIGHT WORDS

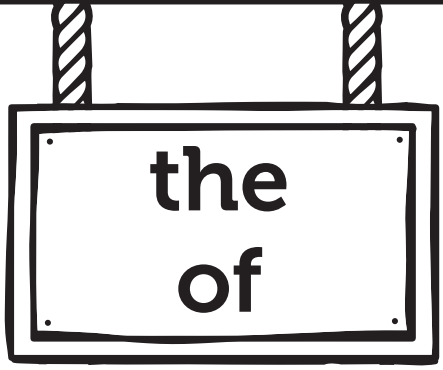
Instructions

Color the boxes that have the following sight words: the, of

the	of	you	a
the	you	of	the
you	of	the	and
of	is	the	you

Read chart #1

DAY 4



Name: _____

the

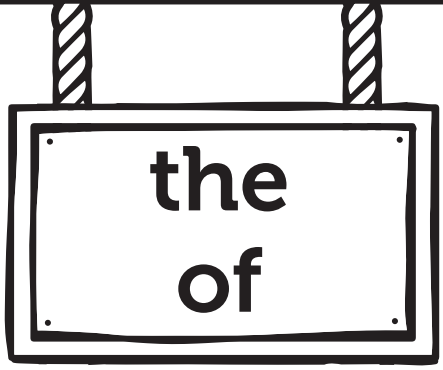
of

Write the word in the sentence.

cat ran.

Read chart #1

DAY 5



Name: _____

the







of

Read chart #1


SPIN & WRITE A SIGHT WORD

Instructions

1. Use a paper clip and pencil to make a spinner.
2. Spin the wheel.
3. Write the word spun on a construction hat.




DAY 1



Name: _____

and

a



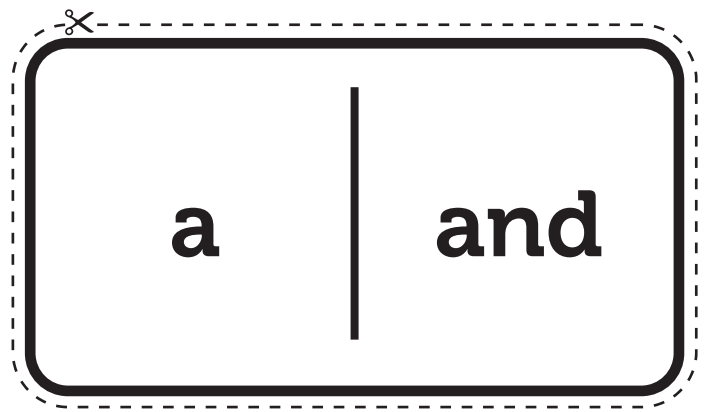
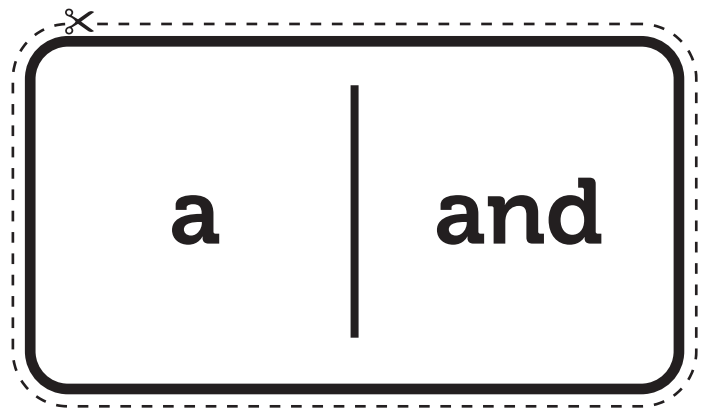
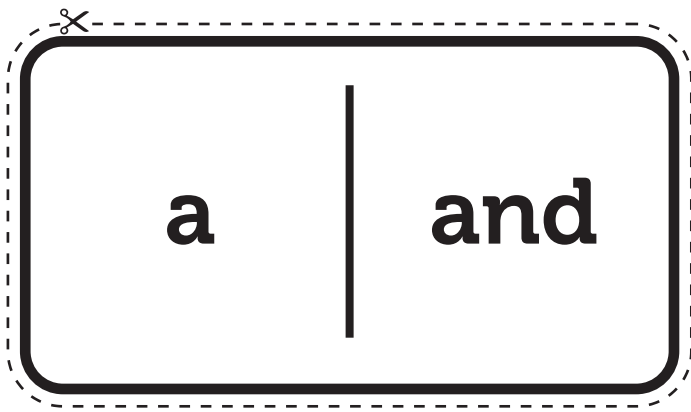
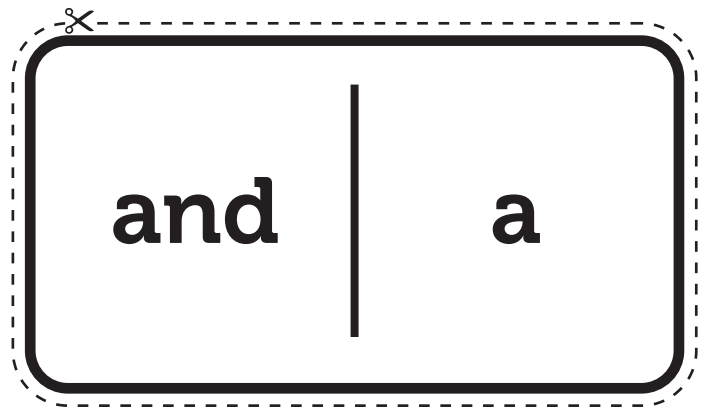
SIGHT WORD DOMINOES

Instructions


1. Cut out the dominoes.
2. Match the sentence to the sight word on the dominoes.

was he	he was	was he	he was
----------	----------	----------	----------

Read chart #2



DAY 2



Name: _____







and

a

ROLL & READ SIGHT WORDS


Instructions

Roll the die. Based on the number rolled, read the corresponding row of sight words.

	and	and	a	and	a
	a	and	a	and	a
	and	a	and	a	and
	a	and	a	and	a
	and	a	and	a	and
	a	and	a	and	a

Read chart #2

DAY 3



Name: _____

and

a



FIND THE SIGHT WORDS


Instructions

Color the boxes that have the following sight words: and, a

and	a	the	of
a	the	and	of
a	and	of	the
and	a	the	of

Read chart #2

DAY 4



Name: _____

and


a

Write the word in the sentence.

dog ran.

Read chart #2

DAY 5



Name: _____

and







a


Read chart #2

SPIN & WRITE A SIGHT WORD

Instructions

1. Use a paper clip and pencil to make a spinner.
2. Spin the wheel.
3. Write the word spun on a construction hat.






Name: _____

to

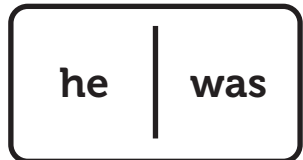
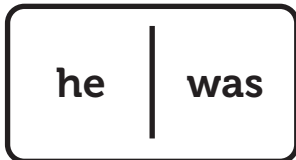
in



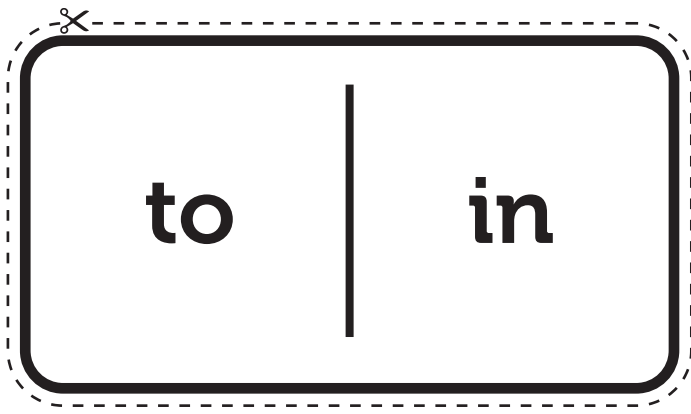
SIGHT WORD DOMINOES

Instructions


1. Cut out the dominoes.
2. Match the sentence to the sight word on the dominoes.



Read chart #3



DAY 2



Name: _____

to

in

ROLL & READ SIGHT WORDS


Instructions

Roll the die. Based on the number rolled, read the corresponding row of sight words.

	to	to	in	to	in
	in	to	in	to	in
	to	in	to	in	to
	in	to	in	to	in
	to	in	to	in	to
	in	to	in	to	in

Read chart #3

DAY 3



Name: _____

to

in



FIND THE SIGHT WORDS


Instructions

Color the boxes that have the following sight words: to, in

and	a	to	in
a	in	and	to
a	and	in	to
and	a	to	in

Read chart #3

DAY 4



Name: _____

to


in

Write the word in the sentence.

He likes _____ run.

Read chart #3

DAY 5



Name: _____

to







in

Read chart #3

SPIN & WRITE A SIGHT WORD

Instructions

1. Use a paper clip and pencil to make a spinner.
2. Spin the wheel.
3. Write the word spun on a construction hat.

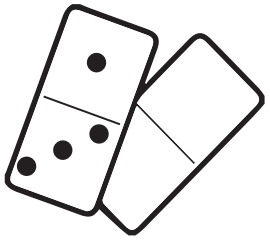




Name: _____

is

you



SIGHT WORD DOMINOES

Instructions

1. Cut out the dominoes.
2. Match the sentence to the sight word on the dominoes.

was	he
-----	----

He had a job.	Bob was not mad.
---------------	------------------

was	he
-----	----

He hid.	Tim was in the van.
---------	---------------------

Read chart #4

is

you

The cat
is fat.

You run
to him.

you

is

A hog is
in the box.

A dog
ran at you.

is

you

Jan is in
the rig.

The top of
the mat is
on you.


you

is

The cat
is in the
bag.

You can
jot it on
the pad.

DAY 2



Name: _____

is

you

ROLL & READ SIGHT WORDS

Instructions

Roll the die. Based on the number rolled, read the corresponding row of sight words.

	you	you	is	you	is
	is	you	is	you	is
	you	is	you	is	you
	is	you	is	you	is
	you	is	you	is	you
	is	you	is	you	is

Read chart #4

DAY 3



Name: _____

is

you

Read the following sentences.

The cat is fat.
● ● ● ●

You and a dog ran.
● ● ● ● ●



FIND THE SIGHT WORDS

Instructions

Color the boxes that have the following sight words: is, you

is	a	you	a
the	you	in	is
you	and	to	and
of	is	is	you

Read chart #4

DAY 4



Name: _____

is

you

Read the following sentences.

Mom is mad at you.
• • • • •

Dad is on the van.
• • • • •

Write the word in the sentence.

Tom _____ in the box.

Read chart #4

DAY 5



Name: _____

is

you

Read the following sentences

The cat is in the bag.



You had a job.









Read chart #4

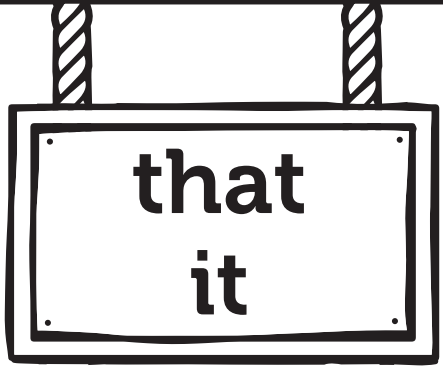
SPIN & WRITE A SIGHT WORD

Instructions

1. Use a paper clip and pencil to make a spinner.
2. Spin the wheel.
3. Write the word spun on a construction hat.



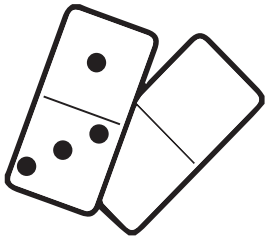
DAY 1



Name: _____

that

it



SIGHT WORD DOMINOES

Instructions

1. Cut out the dominoes.
2. Match the sentence to the sight word on the dominoes.

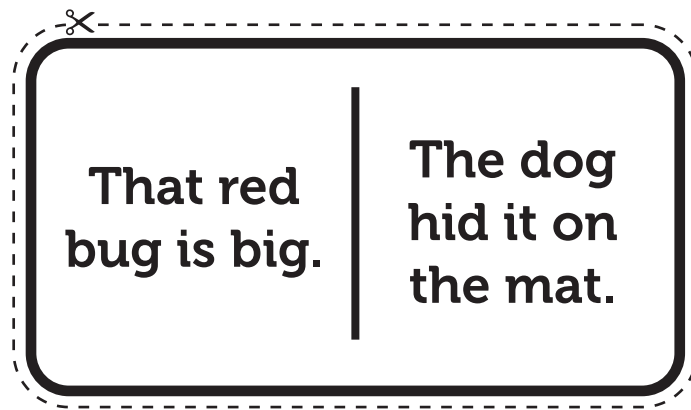
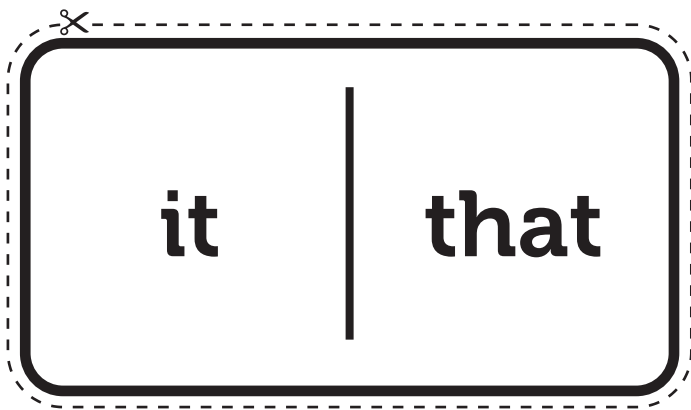

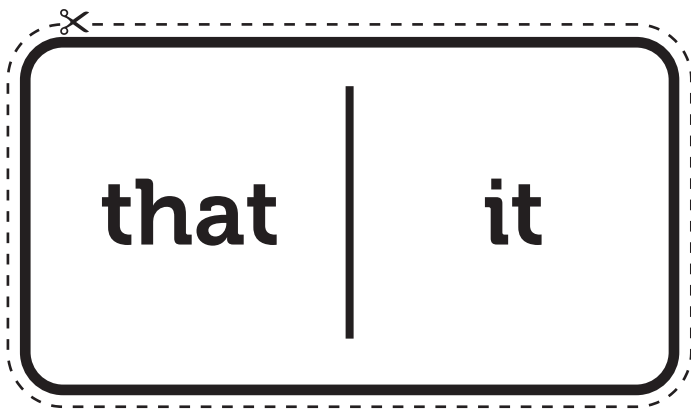
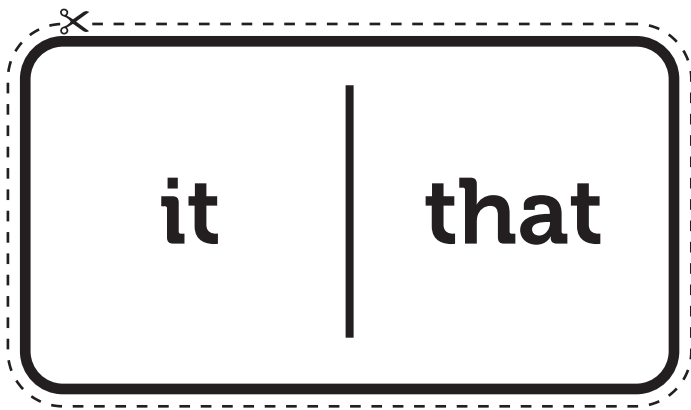
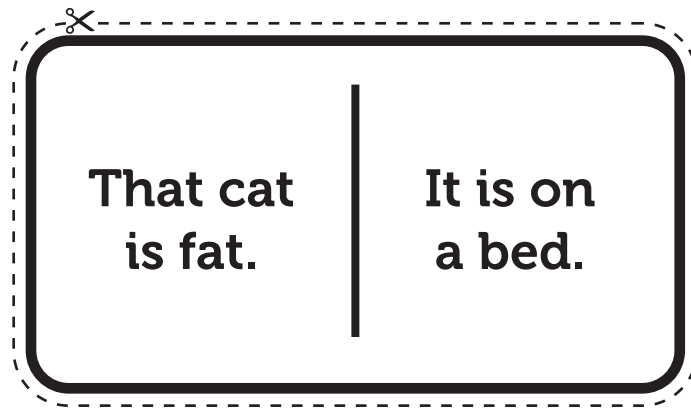
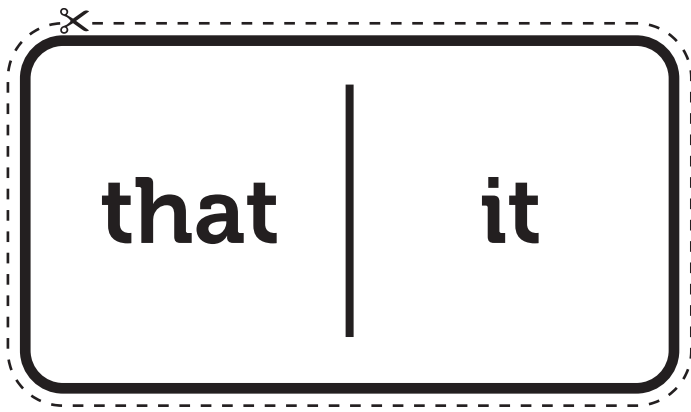
was	he
-----	----

He had a job.	Bob was not mad.
---------------	------------------

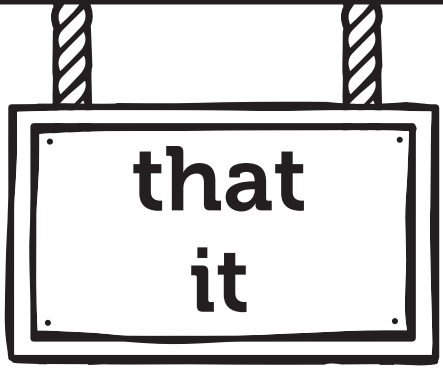
was	he
-----	----

He hid.	Tim was in the van.
---------	---------------------

Read chart #5



DAY 2



Name: _____

that

it

ROLL & READ SIGHT WORDS


Instructions

Roll the die. Based on the number rolled, read the corresponding row of sight words.

	that	that	it	that	it
	it	that	it	that	it
	that	it	that	it	that
	it	that	it	that	it
	that	it	that	it	that
	it	that	it	that	it

Read chart #5

DAY 3



Name: _____

that

it

Read the following sentences.

The rag is on the mat.
● ● ● ● ● ●

It is a hot pin.
● ● ● ● ●



FIND THE SIGHT WORDS

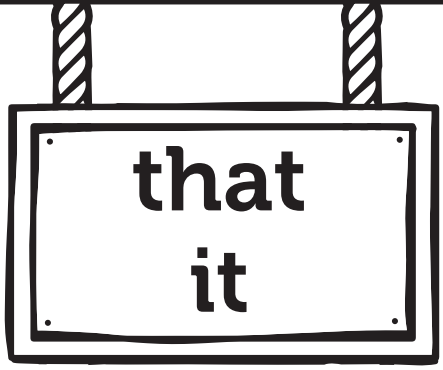
Instructions

Color the boxes that have the following sight words: that, it

that	the	that	of
in	it	to	that
it	is	you	it
the	that	it	the

Read chart #5

DAY 4



Name: _____

that

it

Read the following sentences.

That pet is in the van.
● ● ● ● ● ●

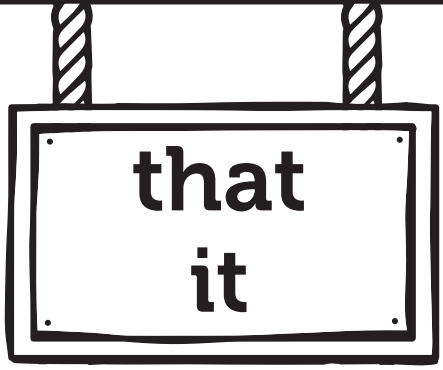
The top of it is wet.
● ● ● ● ● ●

Write the word in the sentence.

big cat is hot.

Read chart #5

DAY 5



Name: _____

that

it

Read the following sentences

Is that Jim's van?



Ted has it.









Read chart #5

SPIN & WRITE A SIGHT WORD

Instructions

1. Use a paper clip and pencil to make a spinner.
2. Spin the wheel.
3. Write the word spun on a construction hat.



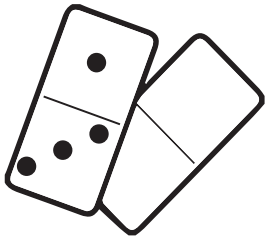
DAY 1

he
was

Name: _____

he

was



SIGHT WORD DOMINOES

Instructions

1. Cut out the dominoes.
2. Match the sentence to the sight word on the dominoes.

was | he

He had a job. | Bob was not mad.

was | he

He hid. | Tim was in the van.

Read chart #6

he

was

He can pat
the cat.

That big van
was in
the sun.

was

he

He had
a job.

Bob was
not mad.

he

was

He has
a hat.

Tim was
in the
van.


was

he

He
hid.

The mug
was hot.

DAY 2



Name: _____

he

was

ROLL & READ SIGHT WORDS

Instructions

Roll the die. Based on the number rolled, read the corresponding row of sight words.

	he	he	was	he	was
	he	was	he	was	he
	was	he	was	he	was
	he	was	he	was	he
	was	he	was	he	was
	he	was	he	was	he

Read chart #6

DAY 3

he
was

Name: _____

he

was

Read the following sentences.

He was hot.
• • •

Meg was on the log.
• • • • •



FIND THE SIGHT WORDS


Instructions

Color the boxes that have the following sight words: he, was

he	that	he	was
you	was	is	in
the	he	was	he
of	and	to	was

Read chart #6

DAY 4



Name: _____

he

was

Read the following sentences.

He hid the wig.
● ● ● ●


The man was on the mat.
● ● ● ● ● ●

Write the word in the sentence.

Nan _____ six

Read chart #6

DAY 5



Name: _____

he

was

Read the following sentences

That rat was in the box.



He was at a job.









Read chart #6


SPIN & WRITE A SIGHT WORD

Instructions

1. Use a paper clip and pencil to make a spinner.
2. Spin the wheel.
3. Write the word spun on a construction hat.



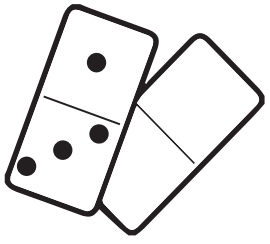
DAY 1



Name: _____

for

on



SIGHT WORD DOMINOES

Instructions

1. Cut out the dominoes.
2. Match the sentence to the sight word on the dominoes.

was	he
-----	----

He had a job.	Bob was not mad.
---------------	------------------

was	he
-----	----

He hid.	Tim was in the van.
---------	---------------------

Read chart #7

for

on

Is the box
for you?

The dog
is on
the mat.

on

for

Will you
run for
Tom?

The mop is
on top of
the mat.

for

on

Get the
cup for
Mom.

Ed fed the
dog for
you.


on

for

That box
is on the
mat.

Is the pig
for Ted?

DAY 2



Name: _____

for

on

ROLL & READ SIGHT WORDS


Instructions

Roll the die. Based on the number rolled, read the corresponding row of sight words.

	for	for	on	for	on
	on	for	on	for	on
	for	on	for	on	for
	on	for	on	for	on
	for	on	for	on	for
	on	for	on	for	on

Read chart #7

DAY 3



Name: _____

for

on

Read the following sentences.

Tim was on the cot.
• • • • •

The rug is for you.
• • • • •



FIND THE SIGHT WORDS


Instructions

Color the boxes that have the following sight words: for, on

for	in	on	of
is	on	and	for
you	to	for	the
on	for	a	on

Read chart #7

DAY 4



Name: _____

for

on

Read the following sentences.

That pup is on the log.
• • • • •


The box is for you.
• • • • •

Write the word in the sentence.

She had a pet _____ you.

Read chart #7

DAY 5



Name: _____

for

on

Read the following sentences

The pup is on the log.
● ● ● ● ● ●







The box is for you.
● ● ● ● ●

Read chart #7

SPIN & WRITE A SIGHT WORD

Instructions

1. Use a paperclip and pencil to make a spinner.
2. Spin the wheel.
3. Write the word spun on a construction hat.



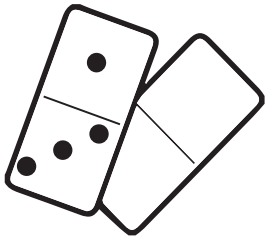
DAY 1

are
as

Name: _____

are

as



SIGHT WORD DOMINOES

Instructions

1. Cut out the dominoes.
2. Match the sentence to the sight word on the dominoes.

was | he

He had a job. | Bob was not mad.

was | he

He hid. | Tim was in the van.

Read chart #8

are

as

Jim and
Dad are
hot.

She is
as mad
as I am.

as

are

The mats
are big.

Sam is
as hot
as the dog.

are

as

The dogs
are in the
box.

Dad is
as sad as
Mom.


as

are

I bet you
are ten.

The tip is
as hot as
the mat.

DAY 2



Name: _____

are

as

ROLL & READ SIGHT WORDS


Instructions

Roll the die. Based on the number rolled, read the corresponding row of sight words.

	are	are	as	are	as
	as	are	as	are	as
	are	as	are	as	are
	as	are	as	are	as
	are	as	are	as	are
	as	are	as	are	as

Read chart #8

DAY 3



Name: _____

are

as

Read the following sentences.

Are you hot?
• • •

He is as hot as Pam.
• • • • • •



FIND THE SIGHT WORDS


Instructions

Color the boxes that have the following sight words: are, as.

are	on	are	for
was	as	he	as
as	that	as	it
are	are	you	are

Read chart #8

DAY 4



Name: _____

are

as

Read the following sentences.

Jan and Nan are six.
• • • • •


She is as mad as I am.
• • • • •

Write the word in the sentence.

----- **you hot?**

Read chart #8

DAY 5



Name: _____

are

as

Read the following sentences

We are six.



Dan is as sad as Mom.









Read chart #8

SPIN & WRITE A SIGHT WORD

Instructions

1. Use a paper clip and pencil to make a spinner.
2. Spin the wheel.
3. Write the word spun on a construction hat.




DAY 1

**with
his**

Name: _____

with

his



SIGHT WORD DOMINOES

Instructions

1. Cut out the dominoes.
2. Match the sentence to the sight word on the dominoes.

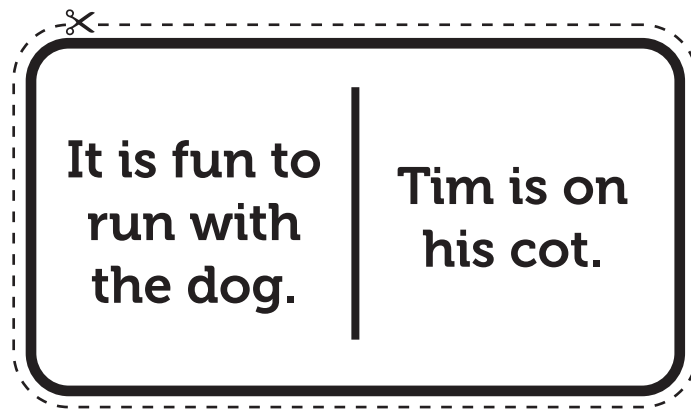
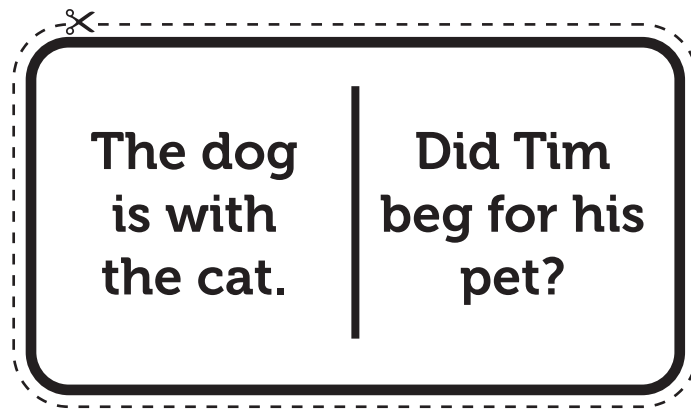

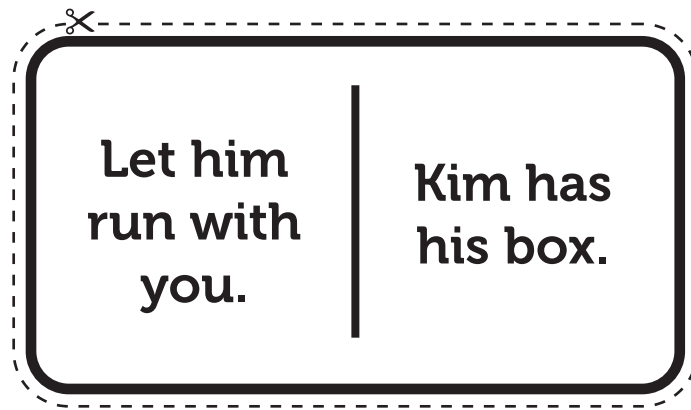
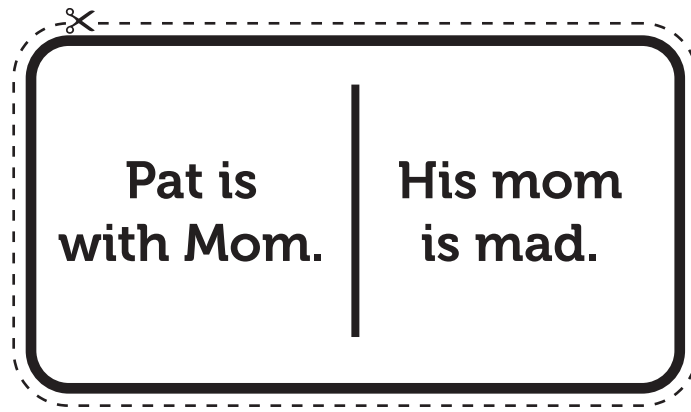

was | he

He had a job. | Bob was not mad.

was | he

He hid. | Tim was in the van.

Read chart #9



DAY 2



Name: _____

with

his

ROLL & READ SIGHT WORDS

Instructions

Roll the die. Based on the number rolled, read the corresponding row of sight words.

	with	with	his	with	his
	his	with	his	with	his
	with	his	with	his	with
	his	with	his	with	his
	with	his	with	his	with
	his	with	his	with	his

Read chart #9

DAY 3

**with
his**

Name: _____

with

his

Read the following sentences.

I met with him.

• • • •

His mom is mad.

• • • •



FIND THE SIGHT WORDS

Instructions

Color the boxes that have the following sight words: are, as.

with	on	with	for
with	his	he	his
his	that	his	it
with	with	you	with

Read chart #9

DAY 4



Name: _____

with

his

Read the following sentences.

The dog is with the cat.

• • • • •

His box is red.

• • • •

Write the word in the sentence.

Tim is _____ the cat.

Read chart #9

DAY 5



Name: _____

with

his

Read the following sentences

You are with the cat.



His dad is in the van.









Read chart #9

SPIN & WRITE A SIGHT WORD

Instructions

1. Use a paper clip and pencil to make a spinner.
2. Spin the wheel.
3. Write the word spun on a construction hat.




DAY 1



Name: _____

they

I



SIGHT WORD DOMINOES

Instructions

1. Cut out the dominoes.
2. Match the sentence to the sight word on the dominoes.

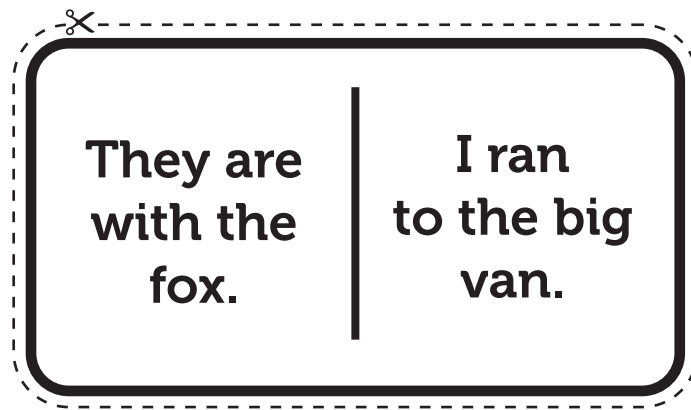
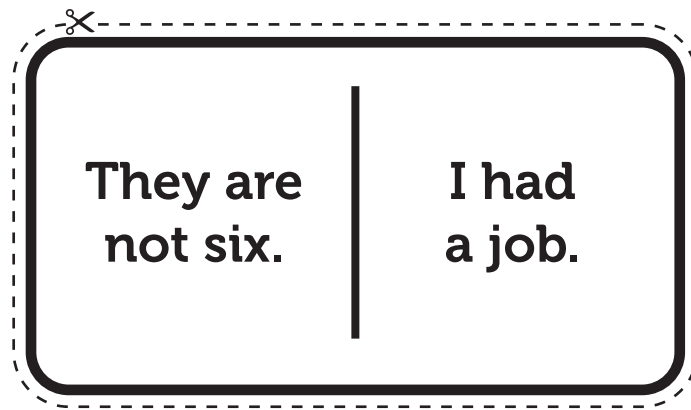
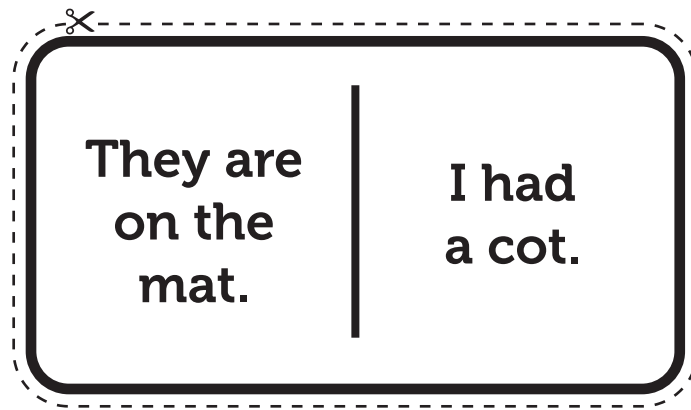
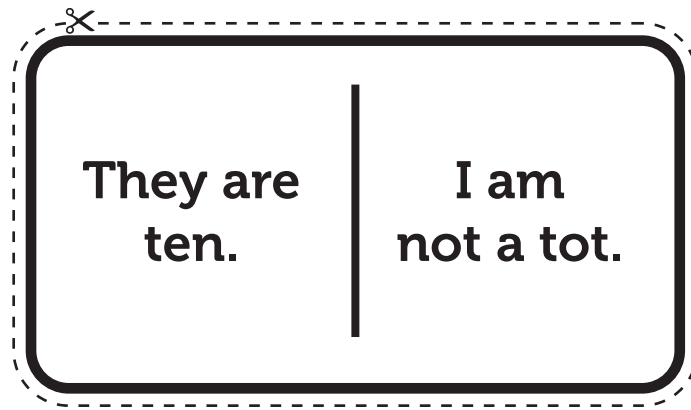
was	he
-----	----

He had a job.	Bob was not mad.
---------------	------------------

was	he
-----	----

He hid.	Tim was in the van.
---------	---------------------

Read chart #10



DAY 2

they
I

Name: _____







they

I

ROLL & READ SIGHT WORDS

Instructions

Roll the die. Based on the number rolled, read the corresponding row of sight words.

	they	they	I	they	I
	I	they	I	they	I
	they	I	they	I	they
	I	they	I	they	I
	they	I	they	I	they
	I	they	I	they	I

Read chart #10

DAY 3

they
I

Name: _____

they

I

Read the following sentences.

They led the hen to the pen.

• • • • •

I am six.

• • •



FIND THE SIGHT WORDS

Instructions

Color the boxes that have the following sight words: they, I

they	with	I	they
his	I	as	are
I	on	they	I
for	they	was	he

Read chart #10

DAY 4



Name: _____

they

I

Read the following sentences.

They ran to the ox.
• • • • •

I ran to the log.
• • • • •

Write the word in the sentence.

let the dog in.

Read chart #10

DAY 5



Name: _____

they

I

Read the following sentences

They are sad.



I am ten.









Read chart #10

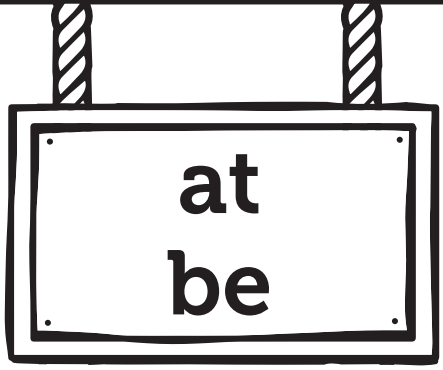
SPIN & WRITE A SIGHT WORD

Instructions

1. Use a paper clip and pencil to make a spinner.
2. Spin the wheel.
3. Write the word spun on a construction hat.



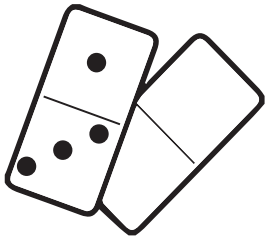
DAY 1



Name: _____

at

be



SIGHT WORD DOMINOES

Instructions

1. Cut out the dominoes.
2. Match the sentence to the sight word on the dominoes.

was	he
-----	----

He had a job.	Bob was not mad.
---------------	------------------

was	he
-----	----

He hid.	Tim was in the van.
---------	---------------------

Read chart #11

at

be

The bat
is at the
mat.

Be at the
sub.

be

at

She is
at the
bed.

Be in
the mud.

at

be

Tim fed the
dog at the
mat.

Be on the
top of the
cab.


be

at

The pup
is at his
leg.

Be with
the cat.

DAY 2



Name: _____

at

be

ROLL & READ SIGHT WORDS


Instructions

Roll the die. Based on the number rolled, read the corresponding row of sight words.

	at	at	be	at	be
	be	at	be	at	be
	at	be	at	be	at
	be	at	be	at	be
	at	be	at	be	at
	be	at	be	at	be

Read chart #11

DAY 3



Name: _____

at

be

Read the following sentences.

The red bag is at the van.
• • • • •

Let Tom be with his bag.
• • • • •



FIND THE SIGHT WORDS


Instructions

Color the boxes that have the following sight words: at, be

at	the	be	of
was	be	you	that
be	it	he	at
are	at	be	on

Read chart #11

DAY 4



Name: _____

at

be

Read the following sentences.

Mom is at the van.
• • • • •


The cat will be on the mat.
• • • • •

Write the word in the sentence.

Ben is _____ the cab.

Read chart #11

DAY 5



Name: _____

at

be

Read the following sentences

Tim is at the mat.



Be in the box.









Read chart #11

SPIN & WRITE A SIGHT WORD

Instructions

1. Use a paper clip and pencil to make a spinner.
2. Spin the wheel.
3. Write the word spun on a construction hat.



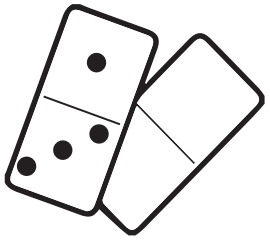
DAY 1



Name: _____

this

have



SIGHT WORD DOMINOES

Instructions

1. Cut out the dominoes.
2. Match the sentence to the sight word on the dominoes.

was	he
-----	----

He had a job.	Bob was not mad.
---------------	------------------

was	he
-----	----

He hid.	Tim was in the van.
---------	---------------------

Read chart #12

this | **have**

**This mat
is red.**

**Have the
dogs ran?**

have | **this**

**Pat has
this bag.**

**Nan and
Dan have
a cat.**

this | **have**

**This is a
fig.**

**They have
six pigs.**

have | **this**

**Dan has
this bag.**

**Have Ed
and Pam
wed?**

DAY 2



Name: _____

this

have

ROLL & READ SIGHT WORDS

Instructions

Roll the die. Based on the number rolled, read the corresponding row of sight words.

	this	this	have	this	have
	have	this	have	this	have
	this	have	this	have	this
	have	this	have	this	have
	this	have	this	have	this
	have	this	have	this	have

Read chart #12

DAY 3



Name: _____

this

have

Read the following sentences.

This cat is red.
• • • •

Have you bid on the van?
• • • • • •



FIND THE SIGHT WORDS

Instructions

Color the boxes that have the following sight words: this, have

this	this	have	this
it	have	you	is
have	he	this	have
this	this	was	are

Read chart #12

DAY 4



Name: _____

this

have

Read the following sentences.

This van is hot.
● ● ● ●

Have you hid the mop?
● ● ● ● ●

Write the word in the sentence.

is that pen.

Read chart #12

DAY 5



Name: _____

this

have

Read the following sentences

This dog ran to the fox.



Have you fed the big cats?








Read chart #12


SPIN & WRITE A SIGHT WORD

Instructions

1. Use a paper clip and pencil to make a spinner.
2. Spin the wheel.
3. Write the word spun on a construction hat.



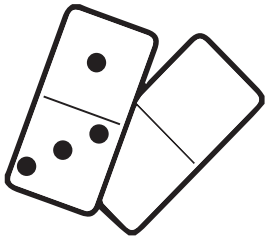
DAY 1



Name: _____

from

or



SIGHT WORD DOMINOES

Instructions

1. Cut out the dominoes.
2. Match the sentence to the sight word on the dominoes.

was	he
-----	----

He had a job.	Bob was not mad.
---------------	------------------

was	he
-----	----

He hid.	Tim was in the van.
---------	---------------------

Read chart #13

from

or

Let me run
from the
dog.

Mom or
Dad can
hop.

or

from

The bug
is from
the mat.

The man
is sad or
mad.

from

or

The pen
is from
Pam.

Did you
mop or
jog?


or

from

The six
dogs are
from Max.

Can I pat
the cat
or dog?

DAY 2



Name: _____

from

or

ROLL & READ SIGHT WORDS

Instructions

Roll the die. Based on the number rolled, read the corresponding row of sight words.

	from	from	or	from	or
	or	from	or	from	or
	from	or	from	or	from
	or	from	or	from	or
	from	or	from	or	from
	or	from	or	from	or

Read chart #13

DAY 3

**from
or**

Name: _____

from _____

or _____

Read the following sentences.

My hat is from Ted.
• • • • •

The cat or rat hid.
• • • • •

 **FIND THE SIGHT WORDS**


Instructions

Color the boxes that have the following sight words: from, or

from	or	this	or
at	be	have	from
from	from	or	with
I	they	his	as

Read chart #13

DAY 4



Name: _____

from

or

Read the following sentences.

Did he beg you or Pat?
• • • • •


I ran from the fox.
• • • • •

Write the word in the sentence.

The dog ran _____ the cat.

Read chart #13

DAY 5



Name: _____

from

or

Read the following sentences

The mop is from Mom.



Ted or Jim pet the cat.



Read chart #13

SPIN & WRITE A SIGHT WORD

Instructions

1. Use a paper clip and pencil to make a spinner.
2. Spin the wheel.
3. Write the word spun on a construction hat.

