



Sight Word Activity Pack

Words taught:

one
had
by
words
but
not
what
all
were
we
when
your
can
said
there
use
an
each
which
she
do
how
their
if

DAY 1

Name: _____

but not

but

not

SIGHT WORD DOMINOES

Instructions

1. Cut out the dominoes.
2. Match the sentence to the sight word on the dominoes.

was he He had a job. Bob was not read. was he He had. Tim was in the van.

Read chart #16

© 2016 Becoming A Reader

Sam is sad but he has a job. The men are not with him.

Ned has a fan but was hot. Mom was not sad.

but not

but not

Kip fed his dog but hid from his cat. Ben was not with Bill.

not but

She sat with Pam but got hot. Kim did not sit on the mat.

but not

not but

but	not	by	words	one
by	words	but	one	not
not	but	one	word	by
words	one	not	by	but
one	not	by	but	words

Reading Chart #16

© 2016 Becoming A Reader

ords but

all we

at were

but

at but

all your

when

were

all

Reading Chart #17

Reading Chart #18

Reading Chart #19

Building Sight Words

Table of Contents

1. one, had
2. by, words
3. but, not
4. what, all
5. were, we
6. when, your
7. can, said
8. there, use
9. an, each
10. which, she
11. do, how
12. their, if

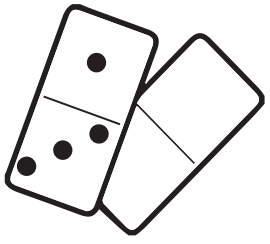
DAY 1

one
had

Name: _____

one

had



SIGHT WORD DOMINOES

Instructions

1. Cut out the dominoes.
2. Match the sentence to the sight word on the dominoes.

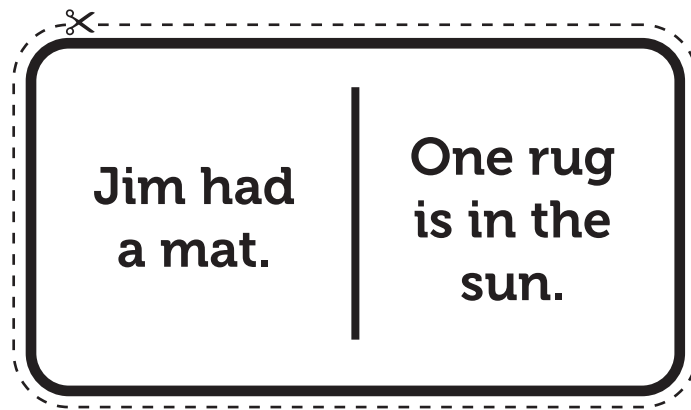


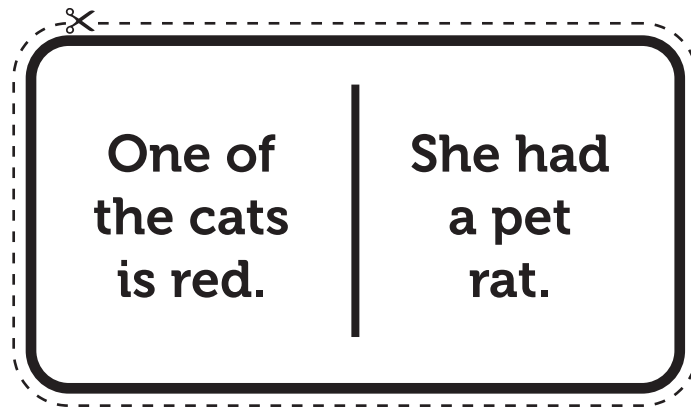

was | he

He had a job. | Bob was not mad.

was | he

He hid. | Tim was in the van.

Read chart #14



DAY 2



Name: _____

one

had

ROLL & READ SIGHT WORDS

Instructions

Roll the die. Based on the number rolled, read the corresponding row of sight words.

	one	one	had	one	had
	had	one	had	one	had
	one	had	one	had	one
	had	one	had	one	had
	one	had	one	had	one
	had	one	had	one	had

Read chart #14

DAY 3

**one
had**

Name: _____

one

had

Read the following sentences.

One pup is on the mat.

Mom had a pup.



FIND THE SIGHT WORDS

Instructions

Color the boxes that have the following sight words: one, had

one	had	or	from
this	have	one	had
had	one	be	at
they	I	had	one

Read chart #14

DAY 4



Name: _____

one

had

Read the following sentences.

One mug is on the rug.

The box had a top.

Write the word in the sentence.

pan is hot.

Read chart #14

DAY 5



Name: _____

one

had

Read the following sentences

I have one bun.







Tom had a box with him.

Read chart #14

SPIN & WRITE A SIGHT WORD

Instructions

1. Use a paper clip and pencil to make a spinner.
2. Spin the wheel.
3. Write the word spun on a construction hat.



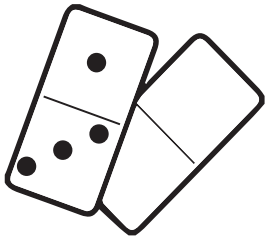
DAY 1

**by
words**

Name: _____

by

words



SIGHT WORD DOMINOES

Instructions

1. Cut out the dominoes.
2. Match the sentence to the sight word on the dominoes.

was	he
-----	----

He had a job.	Bob was not mad.
---------------	------------------

was	he
-----	----

He hid.	Tim was in the van.
---------	---------------------

Read chart #15

by words

The mat
is by the
pot.

His words
can fix it.

words by

His box
is by the
mat.

Pam's
words led
Tim to sob.

by words

Get the
cot by the
dog.

Bad words
are not
fun.

words by

The van by
Dad was
in the mud.

The box
had words
on it.

DAY 2

**by
words**

Name: _____







by

words

ROLL & READ SIGHT WORDS

Instructions

Roll the die. Based on the number rolled, read the corresponding row of sight words.

	by	by	words	by	words
	words	by	words	by	words
	by	words	by	words	by
	words	by	words	by	words
	by	words	by	words	by
	words	by	words	by	words

Read chart #15

DAY 3

**by
words**

Name: _____

by

words

Read the following sentences.

Sit the box by the van.

The cap has words on it.



FIND THE SIGHT WORDS

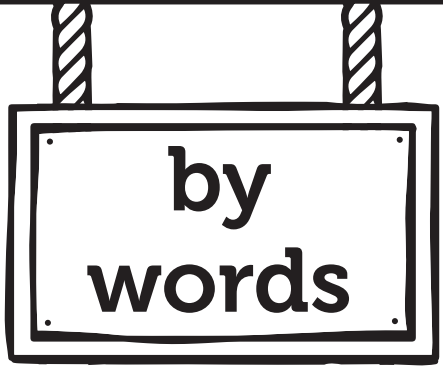
Instructions

Color the boxes that have the following sight words: by, words

by	words	had	words
that	by	one	or
by	from	words	by
words	have	by	words

Read chart #15

DAY 4



Name: _____

by

words

Read the following sentences.

Sit by the log.

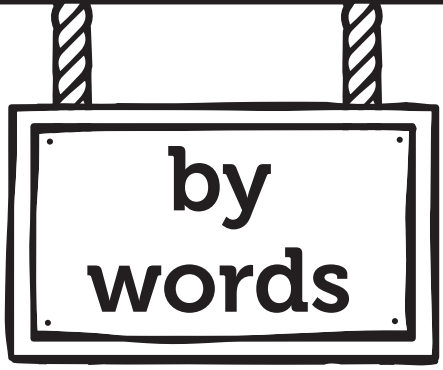
Words can be sad.

Write the word in the sentence.

The gum is _____ the pot.

Read chart #15

DAY 5



Name: _____

by

words

Read the following sentences

This is by the pot.







Ten men had words with Sam.

Read chart #15


SPIN & WRITE A SIGHT WORD

Instructions

1. Use a paper clip and pencil to make a spinner.
2. Spin the wheel.
3. Write the word spun on a construction hat.



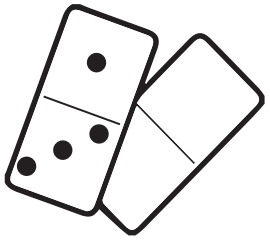
DAY 1



Name: _____

but

not



SIGHT WORD DOMINOES

Instructions

1. Cut out the dominoes.
2. Match the sentence to the sight word on the dominoes.

was	he
-----	----

He had a job.	Bob was not mad.
---------------	------------------

was	he
-----	----

He hid.	Tim was in the van.
---------	---------------------

Read chart #16

✂

but

not

✂

**Sam is
sad but
he has a
job.**

**The men
are not
with him.**

✂

not

but

✂

**She sat
with Pam
but got hot.**

**Kim did
not sit on
the mat.**

✂

but

not

✂

**Ned has a
fan but
was hot.**

**Mom was
not sad.**

✂

not


but

✂

**Kip fed his
dog but
hid from
his cat.**

**Ben was
not with
Bill.**

DAY 2



Name: _____

but

not

ROLL & READ SIGHT WORDS

Instructions

Roll the die. Based on the number rolled, read the corresponding row of sight words.

	but	but	not	but	not
	not	but	not	but	not
	but	not	but	not	but
	not	but	not	but	not
	but	not	but	not	but
	not	but	not	but	not

Read chart #16

DAY 3

but
not

Name: _____

but

not

Read the following sentences.

Pam had fun but Bob did not.

The fox was not in the mud.



FIND THE SIGHT WORDS


Instructions

Color the boxes that have the following sight words: but, not

but	not	or	from
this	have	but	not
not	but	be	at
they	I	not	but

Read chart #16

DAY 4



Name: _____

but

not

Read the following sentences.

Jill had one but not Tom.


The pig was not with the cat in the mud.

Write the word in the sentence.

Are you _____ sad?

Read chart #16

DAY 5



Name: _____

but

not

Read the following sentences

The mat was in the sun but not hot.







Are you not with Sam?

Read chart #16

SPIN & WRITE A SIGHT WORD

Instructions

1. Use a paper clip and pencil to make a spinner.
2. Spin the wheel.
3. Write the word spun on a construction hat.



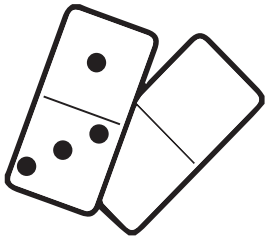
DAY 1

what
all

Name: _____

what

all



SIGHT WORD DOMINOES

Instructions

1. Cut out the dominoes.
2. Match the sentence to the sight word on the dominoes.

was | he

He had a job. | Bob was not mad.

was | he

He hid. | Tim was in the van.

Read chart #17

what

all

What
was the
cat on?

All the
dogs ran.

all

what

What words
did his
mom have?

The mud
has all
of the pigs.

what

all

Kim has
what Ted
has.

All but one
box is on
the mat.

all

what

What was
on the cot?

He had all
of the rods.

DAY 2

what
all

Name: _____







what

all

ROLL & READ SIGHT WORDS

Instructions

Roll the die. Based on the number rolled, read the corresponding row of sight words.

	what	what	all	what	all
	all	what	all	what	all
	what	all	what	all	what
	all	what	all	what	all
	what	all	what	all	what
	all	what	all	what	all

Read chart #17

DAY 3

what
all

Name: _____

what

all

Read the following sentences.

What is this for?

All his dogs had cots.



FIND THE SIGHT WORDS

Instructions

Color the boxes that have the following sight words: what, all

all	not	what	but
words	all	by	all
what	had	all	one
from	what	or	what

Read chart #17

DAY 4



Name: _____

what

all

Read the following sentences.

What did Dad fix?

All the pigs are with him.

Write the word in the sentence.

is on the mat?

Read chart #17

DAY 5



Name: _____

what

all

Read the following sentences

The bat is what they have.







All six men are with him.


Read chart #17

SPIN & WRITE A SIGHT WORD

Instructions

1. Use a paper clip and pencil to make a spinner.
2. Spin the wheel.
3. Write the word spun on a construction hat.

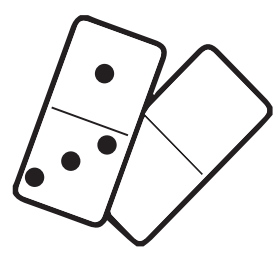




Name: _____

were

we



SIGHT WORD DOMINOES

Instructions

1. Cut out the dominoes.
2. Match the sentence to the sight word on the dominoes.

was	he
-----	----

He had a job.	Bob was not mad.
---------------	------------------

was	he
-----	----

He hid.	Tim was in the van.
---------	---------------------

Read chart #18

✂

were

we

✂

Were Tom
and Dad
mad?

We are
with him.

✂

we

were

✂

The words
were not
his.

We sat
on the
rug.

✂

were

we

✂

His dogs
were not
hot.

We hid
in the
den.

✂

we


were

✂

The cats
were in
the sun.

What we
all did was
fun!

DAY 2



Name: _____

were

we

ROLL & READ SIGHT WORDS

Instructions

Roll the die. Based on the number rolled, read the corresponding row of sight words.

	were	were	we	were	we
	we	were	we	were	we
	were	we	were	we	were
	we	were	we	were	we
	were	we	were	we	were
	we	were	we	were	we

Read chart #18

DAY 3

were
we

Name: _____

were

we

Read the following sentences.

The words on the box were from Mom.

We had that for Tim.



FIND THE SIGHT WORDS

Instructions

Color the boxes that have the following sight words: were, we

what	we	all	were
we	not	we	but
words	were	by	we
were	we	were	had

Read chart #18

DAY 4



Name: _____

were

we

Read the following sentences.

We are with his dog.


They were from the jet.

Write the word in the sentence.

are with him.

Read chart #18

DAY 5



Name: _____

were

we

Read the following sentences

The fox and dog were in the mud.







We ran from the ox.

Read chart #18

SPIN & WRITE A SIGHT WORD

Instructions

1. Use a paper clip and pencil to make a spinner.
2. Spin the wheel.
3. Write the word spun on a construction hat.

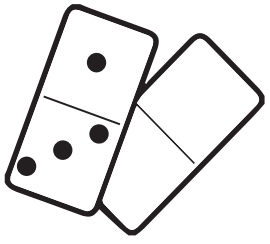




Name: _____

when

your



SIGHT WORD DOMINOES

Instructions

1. Cut out the dominoes.
2. Match the sentence to the sight word on the dominoes.

was	he
-----	----

He had a job.	Bob was not mad.
---------------	------------------

was	he
-----	----

He hid.	Tim was in the van.
---------	---------------------

Read chart #19

when | your

When was
his van
hot?

When is
your pad
on your
lap?

your | when

When is
the rug
in the sun?

Your dog
is on the
mat.

when | your

They run
when they
are hot.

Tim fed
your dog.

your | when

They met
dogs when
they ran.

Bob hid
your mop.

DAY 2

**when
your**

Name: _____







when _____

your _____

ROLL & READ SIGHT WORDS

Instructions

Roll the die. Based on the number rolled, read the corresponding row of sight words.

	when	when	your	when	your
	your	when	your	when	your
	when	your	when	your	when
	your	when	your	when	your
	when	your	when	your	when
	your	when	your	when	your

Read chart #19

DAY 3

when
your

Name: _____

when

your

Read the following sentences.

When have you sat on the mat?

Your Mom is with Pam.



FIND THE SIGHT WORDS

Instructions

Color the boxes that have the following sight words: when, your

when	we	your	were
all	your	what	when
not	when	but	words
your	by	when	your

Read chart #19

DAY 4

**when
your**

Name: _____

when

your

Read the following sentences.

When did the cat run from the rat?

Nan has your map.

Write the word in the sentence.

rug is in the mud.

Read chart #19

DAY 5



Name: _____

when

your

Read the following sentences

When can Bob jot the words on the pad?







Your box is from Bill.

Read chart #19

SPIN & WRITE A SIGHT WORD

Instructions

1. Use a paper clip and pencil to make a spinner.
2. Spin the wheel.
3. Write the word spun on a construction hat.






Name: _____

can

said



SIGHT WORD DOMINOES

Instructions

1. Cut out the dominoes.
2. Match the sentence to the sight word on the dominoes.

was	he
-----	----

He had a job.	Bob was not mad.
---------------	------------------

was	he
-----	----

He hid.	Tim was in the van.
---------	---------------------

Read chart #20

can

said

Can your
Dad have
a dog?

You said
yes.

said

can

What can
they have?

Pam said
the pig is
for you.

can

said

Bob can
mop.

Jim said
I can have
the mat.

said

can

Can I have
the mop?

He said
the log
was hot.

DAY 2



Name: _____

can

said

ROLL & READ SIGHT WORDS

Instructions

Roll the die. Based on the number rolled, read the corresponding row of sight words.

	can	can	said	can	said
	said	can	said	can	said
	can	said	can	said	can
	said	can	said	can	said
	can	said	can	said	can
	said	can	said	can	said

Read chart #20

DAY 3

**can
said**

Name: _____

can

said

Read the following sentences.

Can they sit on the mat?

They said the ham was in the can.



FIND THE SIGHT WORDS

Instructions

Color the boxes that have the following sight words: can, said

your	said	when	said
can	we	can	were
all	can	what	can
said	not	said	but

Read chart #20

DAY 4



Name: _____

can

said

Read the following sentences.

Can the dog jog with you?

They said we can have the rod.

Write the word in the sentence.

Tim _____ **have it all.**

Read chart #20

DAY 5



Name: _____

can

said

Read the following sentences

Can Mom have this?







They said this is from you.

Read chart #20

SPIN & WRITE A SIGHT WORD

Instructions

1. Use a paper clip and pencil to make a spinner.
2. Spin the wheel.
3. Write the word spun on a construction hat.



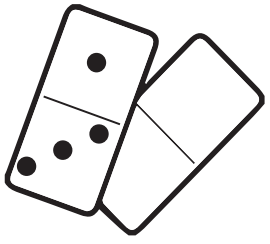
DAY 1

there
use

Name: _____

there

use



SIGHT WORD DOMINOES

Instructions

1. Cut out the dominoes.
2. Match the sentence to the sight word on the dominoes.

was | he

He had a job. | Bob was not mad.

was | he

He hid. | Tim was in the van.

Read chart #21

there

use

There are
hot ribs.

Use the
pen on
the pad.

use

there

The cat
hid there.

The fat cat
can use the
mat.

there

use

The man
is from
there.

They use
the map.

use

there

The hat
is there.

Use the
mud for
the pigs.

DAY 2



Name: _____

there _____

use _____

ROLL & READ SIGHT WORDS

Instructions

Roll the die. Based on the number rolled, read the corresponding row of sight words.

	there	there	use	there	use
	use	there	use	there	use
	there	use	there	use	there
	use	there	use	there	use
	there	use	there	use	there
	use	there	use	there	use

Read chart #21

DAY 3

there
use

Name: _____

there

use

Read the following sentences.

There are hot pans.

Did you use the buns?



FIND THE SIGHT WORDS


Instructions

Color the boxes that have the following sight words: there, use

there	use	said	use
can	your	there	when
use	we	were	there
all	there	use	what

Read chart #21

DAY 4



Name: _____

there

use

Read the following sentences.

The van is there.


Use what you have.

Write the word in the sentence.

your words.

Read chart #21

DAY 5



Name: _____

there

use

Read the following sentences

They sat there on the rug.







What did you use in the mug?


Read chart #21

SPIN & WRITE A SIGHT WORD

Instructions

1. Use a paper clip and pencil to make a spinner.
2. Spin the wheel.
3. Write the word spun on a construction hat.






Name: _____

an

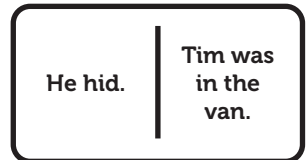
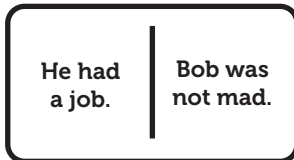
each



SIGHT WORD DOMINOES

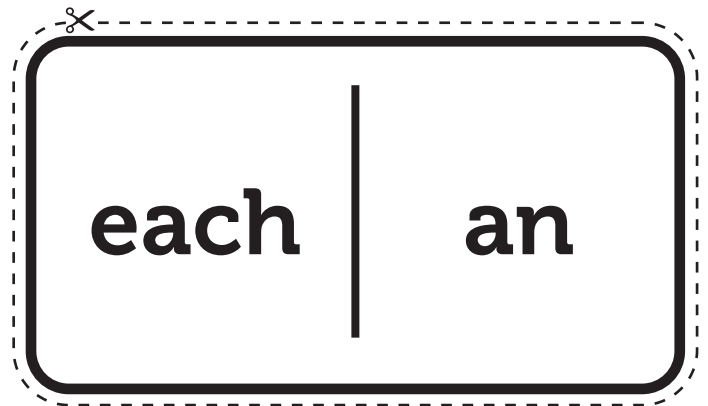
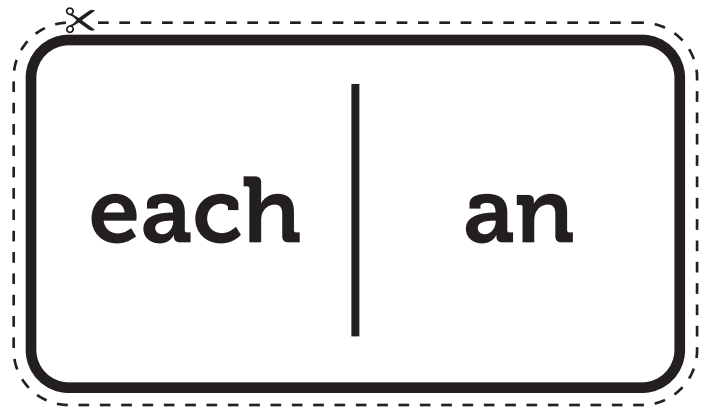
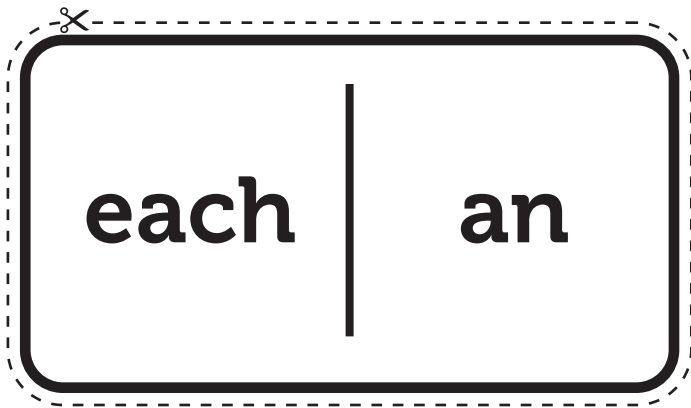
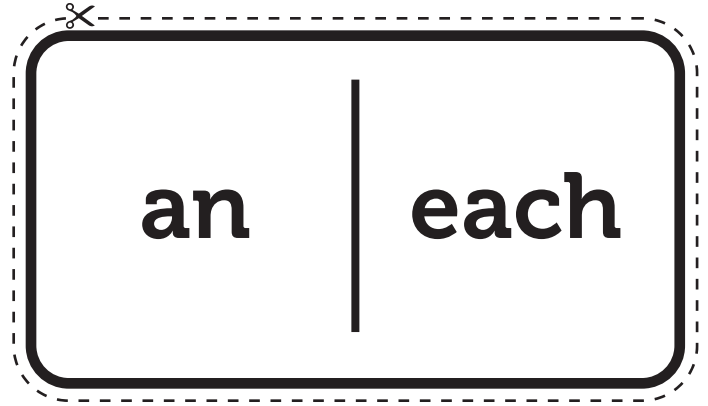
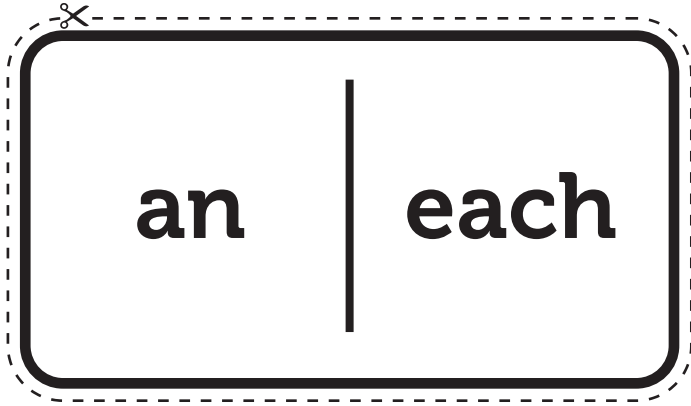
Instructions

1. Cut out the dominoes.
2. Match the sentence to the sight word on the dominoes.




Read chart #22

NOTE: These dominoes do not have sentences since students may not be able to decode larger words that would follow the word an.



DAY 2



Name: _____

an

each

ROLL & READ SIGHT WORDS

Instructions

Roll the die. Based on the number rolled, read the corresponding row of sight words.

	an	an	each	an	each
	each	an	each	an	each
	an	each	an	each	an
	each	an	each	an	each
	an	each	an	each	an
	each	an	each	an	each

Read chart #22

DAY 3

an
each

Name: _____

an

each

Read the following sentences.

Mom said each dog is hot.

Each of his mats is in the mud.



FIND THE SIGHT WORDS


Instructions

Color the boxes that have the following sight words: an, each

an	we	each	an
each	an	your	when
said	can	an	each
there	each	use	each

Read chart #22

DAY 4



Name: _____

an

each

Read the following sentences.

Each pup bit the box.


Each kid was there.

Write the word in the sentence.

pig was in the pen.

Read chart #22

DAY 5



Name: _____

an

each

Read the following sentences

Where is each mug?







Each man is in the mud.

Read chart #22

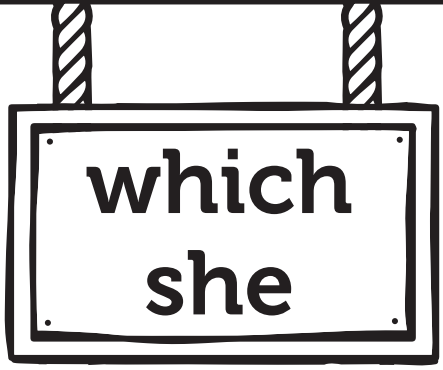
SPIN & WRITE A SIGHT WORD

Instructions

1. Use a paper clip and pencil to make a spinner.
2. Spin the wheel.
3. Write the word spun on a construction hat.




DAY 1



Name: _____

which

she



SIGHT WORD DOMINOES

Instructions

1. Cut out the dominoes.
2. Match the sentence to the sight word on the dominoes.

was	he
-----	----

He had a job.	Bob was not mad.
---------------	------------------

was	he
-----	----

He hid.	Tim was in the van.
---------	---------------------

Read chart #23

which

she

Which
words did
he use?

Can she
pin the
bag?

she

which

Which cup
is Tom's?

Was she
from there?

which

she

Which bus
is for you?

She said
she can
run.

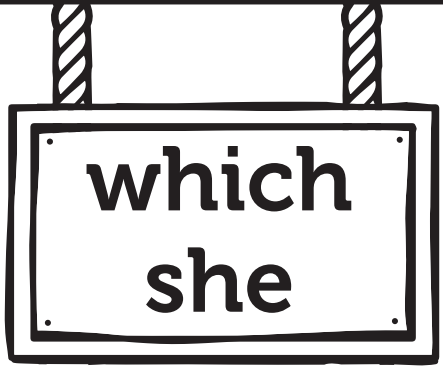
she

which

Which ten
pens are
yours?

What
words did
she use?

DAY 2



Name: _____

which

she

ROLL & READ SIGHT WORDS

Instructions

Roll the die. Based on the number rolled, read the corresponding row of sight words.

	which	which	she	which	she
	she	which	she	which	she
	which	she	which	she	which
	she	which	she	which	she
	which	she	which	she	which
	she	which	she	which	she

Read chart #23

DAY 3

which
she

Name: _____

which

she

Read the following sentences.

Which dog is his?

She said no words to the man.



FIND THE SIGHT WORDS

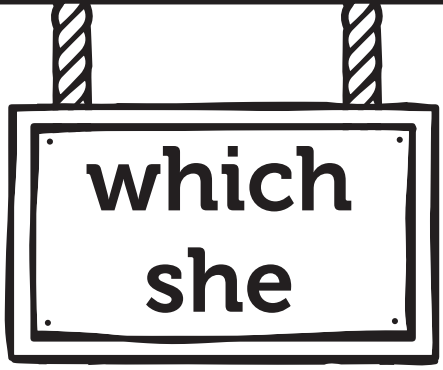
Instructions

Color the boxes that have the following sight words: which, she

she	which	each	an
which	use	she	which
she	she	there	she
said	can	which	your

Read chart #23

DAY 4



Name: _____

which

she

Read the following sentences.

Which pet is this?

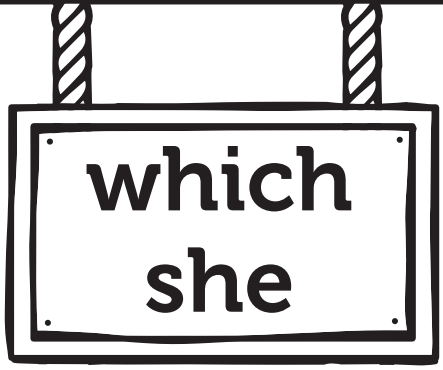
She was on the mat.

Write the word in the sentence.

van was he in?

Read chart #23

DAY 5



Name: _____

which

she

Read the following sentences

Which pen is the pig in?







She had the hot pan.

Read chart #23


SPIN & WRITE A SIGHT WORD

Instructions

1. Use a paper clip and pencil to make a spinner.
2. Spin the wheel.
3. Write the word spun on a construction hat.



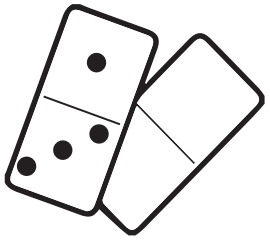
DAY 1



Name: _____

do

how



SIGHT WORD DOMINOES

Instructions

1. Cut out the dominoes.
2. Match the sentence to the sight word on the dominoes.

was	he
-----	----

He had a job.	Bob was not mad.
---------------	------------------

was	he
-----	----

He hid.	Tim was in the van.
---------	---------------------

Read chart #24

do

how

Do you
have it?

How is
she?

how

do

We do
not use
the pen.

How can
you hop?

do

how

What words
do you
use?

How can
your Mom
be sad?

how

do

We do
not run.

This is
how you
do it.

DAY 2



Name: _____

do

how

ROLL & READ SIGHT WORDS


Instructions

Roll the die. Based on the number rolled, read the corresponding row of sight words.

	do	do	how	do	how
	how	do	how	do	how
	do	how	do	how	do
	how	do	how	do	how
	do	how	do	how	do
	how	do	how	do	how

Read chart #24

DAY 3



Name: _____

do

how

Read the following sentences.

Do you use each pen?

How was the run in the mud?



FIND THE SIGHT WORDS


Instructions

Color the boxes that have the following sight words: do, how

she	how	which	do
how	each	do	how
an	do	how	use
do	there	said	do

Read chart #24

DAY 4



Name: _____

do

how

Read the following sentences.

Which do you have?

How was the cab?

Write the word in the sentence.

How _____ you do it?

Read chart #24

DAY 5



Name: _____

do

how

Read the following sentences

Do you have a tub?







How does the cat hop on the mat?

Read chart #24


SPIN & WRITE A SIGHT WORD

Instructions

1. Use a paper clip and pencil to make a spinner.
2. Spin the wheel.
3. Write the word spun on a construction hat.



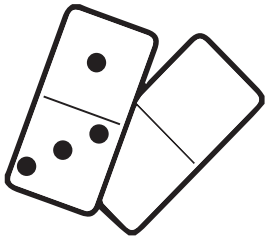
DAY 1



Name: _____

their

if



SIGHT WORD DOMINOES

Instructions

1. Cut out the dominoes.
2. Match the sentence to the sight word on the dominoes.

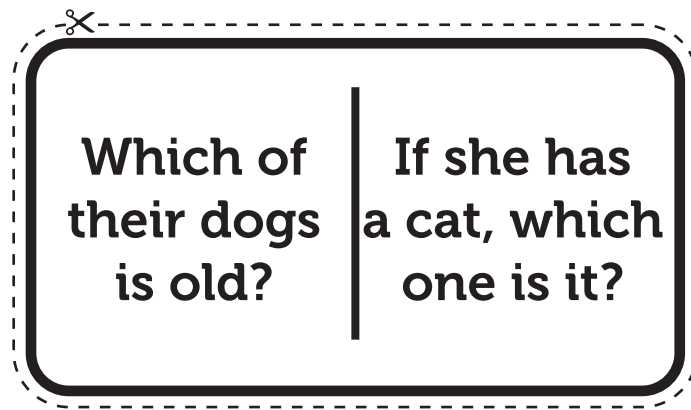
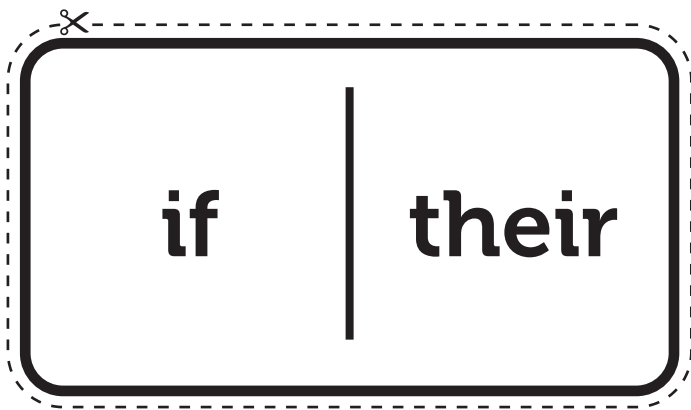
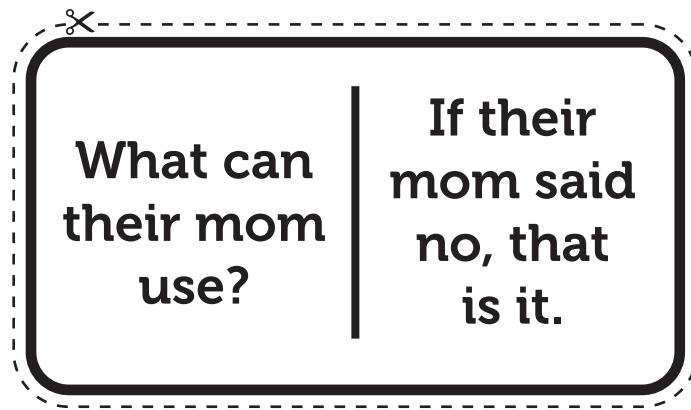
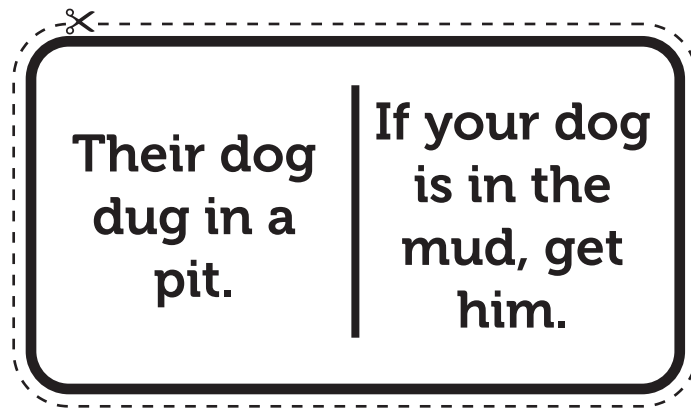
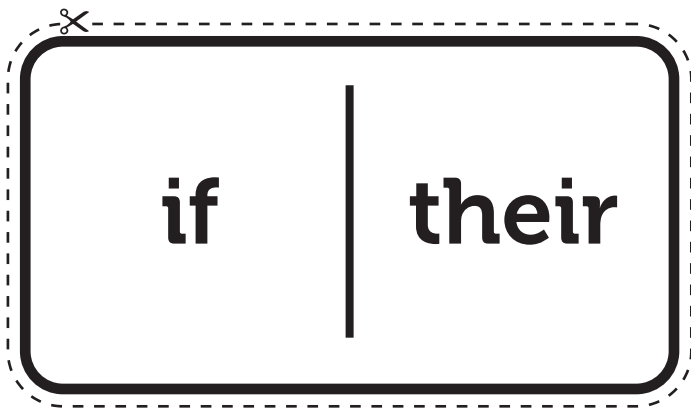
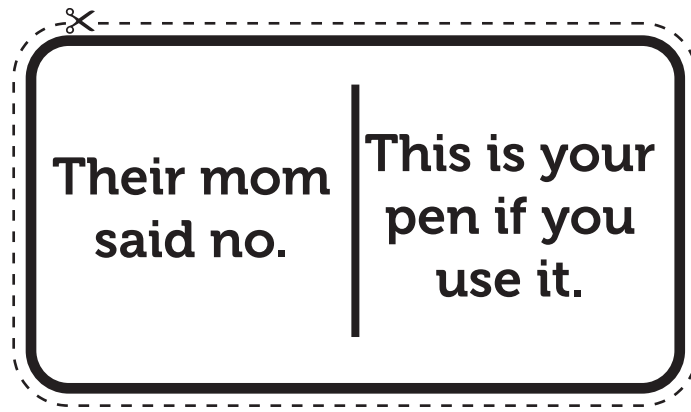
was	he
-----	----

He had a job.	Bob was not mad.
---------------	------------------

was	he
-----	----

He hid.	Tim was in the van.
---------	---------------------

Read chart #25



DAY 2



Name: _____

their

if

ROLL & READ SIGHT WORDS

Instructions

Roll the die. Based on the number rolled, read the corresponding row of sight words.

	their	their	if	their	if
	if	their	if	their	if
	their	if	their	if	their
	if	their	if	their	if
	their	if	their	if	their
	if	their	if	their	if

Read chart #25

DAY 3

their
if

Name: _____

their

if

Read the following sentences.

Their pad has words.

The fan is on if it is hot.



FIND THE SIGHT WORDS

Instructions

Color the boxes that have the following sight words: their, if

their	how	if	do
she	if	their	which
if	each	an	if
use	there	if	said

Read chart #25

DAY 4



Name: _____

their

if

Read the following sentences.

She had their dog.

What if the tin can was hot?

Write the word in the sentence.

cub dug up a nut.

Read chart #25

DAY 5



Name: _____

their

if

Read the following sentences

Their pup is in the mud.

If he had the pen, you can have it.

Read chart #25

SPIN & WRITE A SIGHT WORD

Instructions

1. Use a paper clip and pencil to make a spinner.
2. Spin the wheel.
3. Write the word spun on a construction hat.

