



Sight Word Activity Pack

Words taught:

will
up
other
about
out
many
then
them
these
so
some
her
would
make
like
him
into
time
has
look
two
more
write
go

DAY 1

other about

Name: _____

other _____

about _____

SIGHT WORD DOMINOES

Instructions
1. Cut out the dominoes.
2. Match the sentence to the sight word on the dominoes.

was he He had a job. Bob was not mad. was he He hid. Tim was in the van.

Read chart #27

© 2016 Becoming A Reader

Are you about to run?

What other box do you have?

Each dog is about to bark.

The frog fled to the other log.

about | other

What other pen do you have?

What about Mom?

about | other

Were other Dads there?

She is about to sit on the rug.

other | about

other | about

out	many	other	about	will
will	other	out	many	about
about	out	many	other	will
many	other	will	about	out
other	out	many	will	about

Reading Chart #28

© 2016 Becoming A Reader

out	n	many
m	n	then
t		then
		so
		many

Reading Chart #29

many
then
then
so
many

Reading Chart #30

them
so
them
these
her

Reading Chart #31

Building Sight Words

Table of Contents

1. will, up

2. other, about

3. out, many

4. then, them

5. these, so

6. some, her

7. would, make

8. like, him

9. into, time

10. has, look

11. two, more

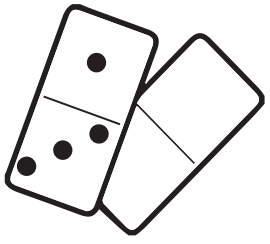
12. write, go



Name: _____

will

up



SIGHT WORD DOMINOES

Instructions

1. Cut out the dominoes.
2. Match the sentence to the sight word on the dominoes.

was	he
-----	----

He had a job.	Bob was not mad.
---------------	------------------

was	he
-----	----

He hid.	Tim was in the van.
---------	---------------------

Read chart #26

will

up

Will you
come with
me?

She is up
there.

up

will

She will
flip the
mat.

Use up the
pens.

will

up

He will
be with
his mom
at the pond.

Jump up!

up

will

Will one
of you be
there?

The pup
is up.

DAY 2



Name: _____

will

up

ROLL & READ SIGHT WORDS

Instructions

Roll the die. Based on the number rolled, read the corresponding row of sight words.

	will	will	up	will	up
	up	will	up	will	up
	will	up	will	up	will
	up	will	up	will	up
	will	up	will	up	will
	up	will	up	will	up

Read chart #26

DAY 3



Name: _____

will

up

Read the following sentences.

Will you get it from her?

Are they up?



FIND THE SIGHT WORDS

Instructions

Color the boxes that have the following sight words: will, up

will	if	their	up
up	up	how	will
do	will	will	she
which	each	up	an

Read chart #26

DAY 4



Name: _____

will

up

Read the following sentences.

When will she dump the box?

We are up at ten.

Write the word in the sentence.

you use the bat?

Read chart #26

DAY 5



Name: _____

will

up

Read the following sentences

What will your Mom do?







They were up on the ramp.

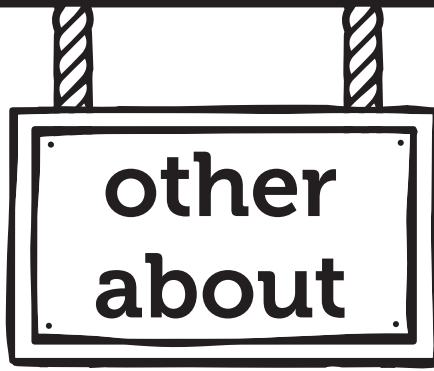
Read chart #26

SPIN & WRITE A SIGHT WORD

Instructions

1. Use a paper clip and pencil to make a spinner.
2. Spin the wheel.
3. Write the word spun on a construction hat.






Name: _____

other

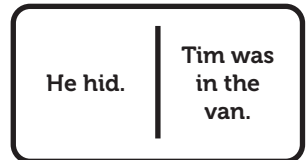
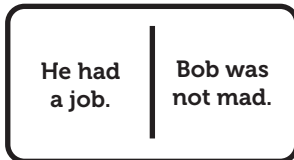
about



SIGHT WORD DOMINOES

Instructions

1. Cut out the dominoes.
2. Match the sentence to the sight word on the dominoes.



Read chart #27

other | about

What other pen do you have? | What about Mom?

about | other

What other box do you have? | Are you about to run?

other | about

Were other Dads there? | She is about to sit on the rug.

about | other

The frog fled to the other log. | Each dog is about to bark.

DAY 2

**other
about**

Name: _____







other

about

ROLL & READ SIGHT WORDS

Instructions

Roll the die. Based on the number rolled, read the corresponding row of sight words.

	other	other	about	other	about
	about	other	about	other	about
	other	about	other	about	other
	about	other	about	other	about
	other	about	other	about	other
	about	other	about	other	about

Read chart #27

DAY 3

other
about

Name: _____

other

about

Read the following sentences.

What other mat did you have?

What about him?



FIND THE SIGHT WORDS

Instructions

Color the boxes that have the following sight words: other, about

will	up	other	if
other	about	their	other
how	other	do	about
about	she	about	which

Read chart #27

DAY 4

**other
about**

Name: _____

other

about

Read the following sentences.

What other red pen is there?

What about you?

Write the word in the sentence.

What _____ pen do you have?

Read chart #27

DAY 5

**other
about**

Name: _____

other

about

Read the following sentences

What other pets do you have?







About how damp is the cat?

Read chart #27

SPIN & WRITE A SIGHT WORD

Instructions

1. Use a paper clip and pencil to make a spinner.
2. Spin the wheel.
3. Write the word spun on a construction hat.



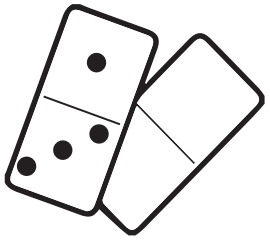
DAY 1

out
many

Name: _____

out

many



SIGHT WORD DOMINOES

Instructions

1. Cut out the dominoes.
2. Match the sentence to the sight word on the dominoes.

was | he

He had a job. | Bob was not mad.

was | he

He hid. | Tim was in the van.

Read chart #28

out | many

Will she be out? | How many are there?

many | out

Get that fox out! | There were many dogs.

out | many

Let the dogs out. | Many words were said.

many | out

I ran out of pens. | Many other moms were there.

DAY 2



Name: _____

out

many

ROLL & READ SIGHT WORDS

Instructions

Roll the die. Based on the number rolled, read the corresponding row of sight words.

	out	out	many	out	many
	many	out	many	out	many
	out	many	out	many	out
	many	out	many	out	many
	out	many	out	many	out
	many	out	many	out	many

Read chart #28

DAY 3

out
many

Name: _____

out

many

Read the following sentences.

The pup will jump out.

How many do you have?



FIND THE SIGHT WORDS

Instructions

Color the boxes that have the following sight words: out, many

out	about	many	other
up	many	will	out
if	their	out	many
many	out	many	how

Read chart #28

DAY 4



Name: _____

out

many

Read the following sentences.

Will they be out?

There are many pets in the den.

Write the word in the sentence.

How _____ cats are on the mat?

Read chart #28

DAY 5



Name: _____

out

many

Read the following sentences

Is the cat out of the van?







How many are there?


Read chart #28

SPIN & WRITE A SIGHT WORD

Instructions

1. Use a paper clip and pencil to make a spinner.
2. Spin the wheel.
3. Write the word spun on a construction hat.






Name: _____

then

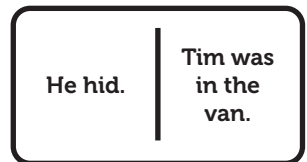
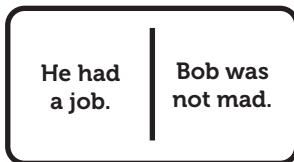
them



SIGHT WORD DOMINOES

Instructions

1. Cut out the dominoes.
2. Match the sentence to the sight word on the dominoes.



Read chart #29

then

them

What then
can we do?

Which of
them said
that?

them

then

He can
then wed
Pam.

How many
of them
were there?

then

them

Meg can
then pet
the hen.

Nan let
them run.

them

then

She will
then get
in the jet.

They have
the box
with them.

DAY 2

then
them

Name: _____







then

them

ROLL & READ SIGHT WORDS

Instructions

Roll the die. Based on the number rolled, read the corresponding row of sight words.

	then	then	them	then	them
	them	then	them	then	them
	then	them	then	them	then
	them	then	them	then	them
	then	them	then	them	then
	them	then	them	then	them

Read chart #29

DAY 3

then
them

Name: _____

then

them

Read the following sentences.

Nat will run them.

Let them run.



FIND THE SIGHT WORDS

Instructions

Color the boxes that have the following sight words: then, them

then	many	out	them
other	then	them	about
them	up	will	then
if	them	then	their

Read chart #29

DAY 4

**then
them**

Name: _____

then

them

Read the following sentences.

Pet the dog, then let him out.


Each of them is big.

Write the word in the sentence.

Jump _____ **run on the track.**

Read chart #29

DAY 5



Name: _____

then

them

Read the following sentences

Trim the box then set it on the mat.







Mom will mend them.

Read chart #29

SPIN & WRITE A SIGHT WORD

Instructions

1. Use a paper clip and pencil to make a spinner.
2. Spin the wheel.
3. Write the word spun on a construction hat.






Name: _____

these

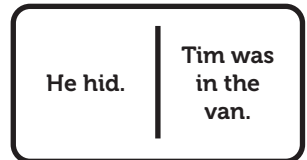
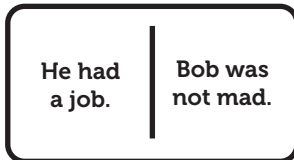
so



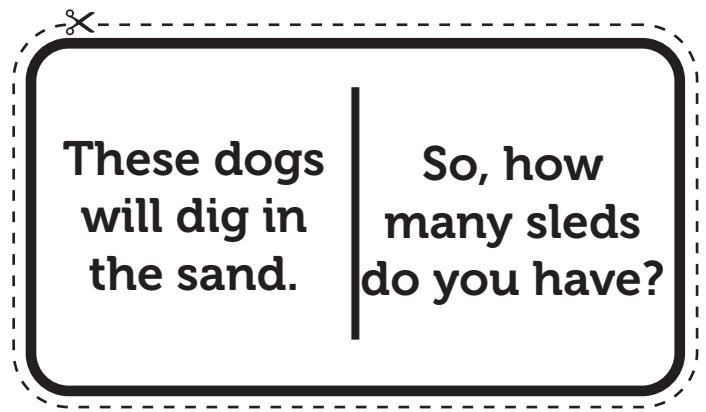


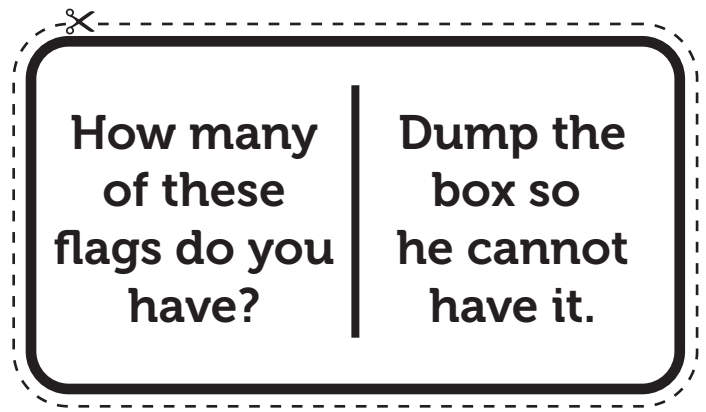
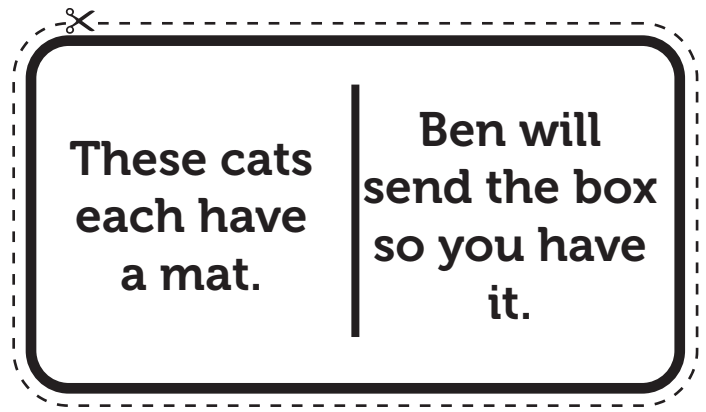
SIGHT WORD DOMINOES

Instructions

1. Cut out the dominoes.
2. Match the sentence to the sight word on the dominoes.



Read chart #30



DAY 2



Name: _____

these

so

ROLL & READ SIGHT WORDS

Instructions

Roll the die. Based on the number rolled, read the corresponding row of sight words.

	these	these	so	these	so
	so	these	so	these	so
	these	so	these	so	these
	so	these	so	these	so
	these	so	these	so	these
	so	these	so	these	so

Read chart #30

DAY 3

these
so

Name: _____

these

so

Read the following sentences.

These dogs are not hot.

The red van is so fast.



FIND THE SIGHT WORDS

Instructions

Color the boxes that have the following sight words: these, so

these	so	them	these
so	then	these	so
so	many	so	out
about	these	other	up

Read chart #30

DAY 4



Name: _____

these

so

Read the following sentences.

Pam has these hats.

Peg flips the can so Dan can sit.

Write the word in the sentence.

dogs like to run.

Read chart #30

DAY 5



Name: _____

these

so

Read the following sentences

These pigs flop in the mud.







Pam has so many pets.

Read chart #30


SPIN & WRITE A SIGHT WORD

Instructions

1. Use a paper clip and pencil to make a spinner.
2. Spin the wheel.
3. Write the word spun on a construction hat.



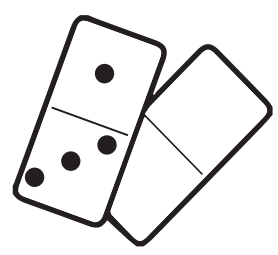
DAY 1



Name: _____

some

her



SIGHT WORD DOMINOES

Instructions

1. Cut out the dominoes.
2. Match the sentence to the sight word on the dominoes.

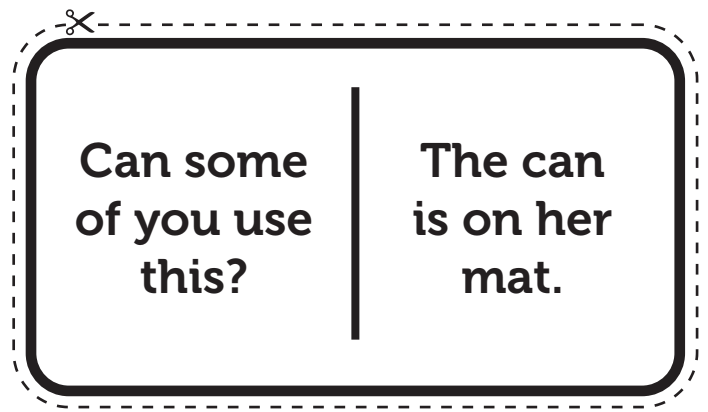
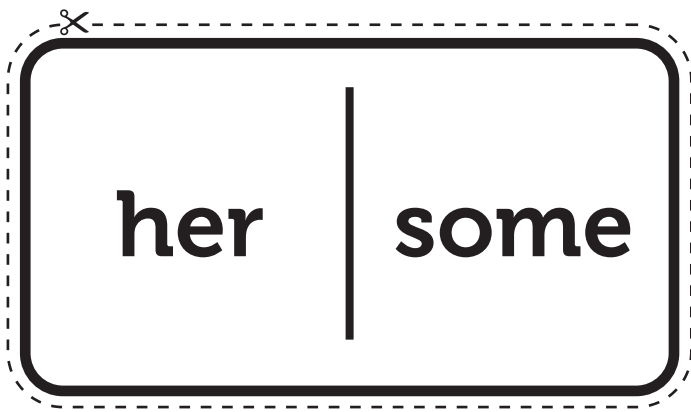
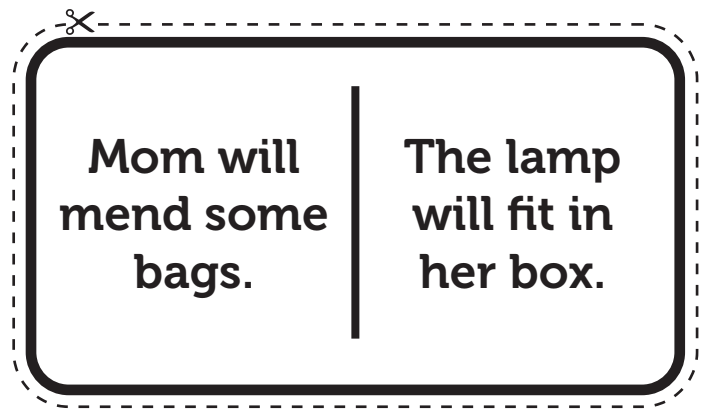
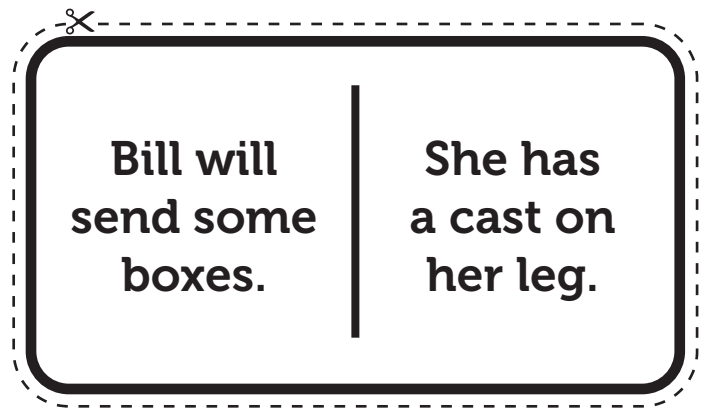
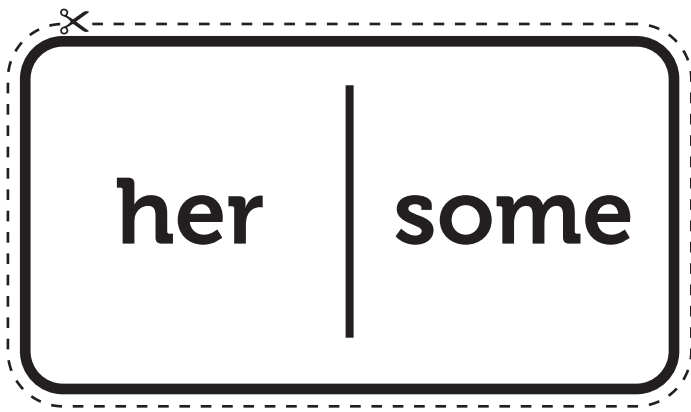
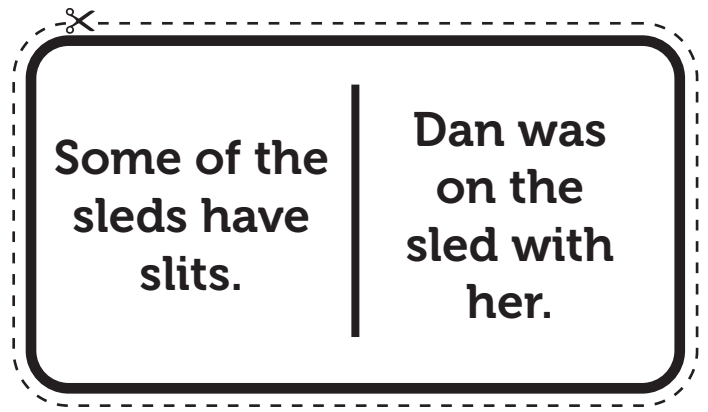
was		he
-----	--	----

He had a job.		Bob was not mad.
------------------	--	---------------------

was		he
-----	--	----

He hid.		Tim was in the van.
---------	--	---------------------------

Read chart #31



DAY 2



Name: _____

some

her

ROLL & READ SIGHT WORDS

Instructions

Roll the die. Based on the number rolled, read the corresponding row of sight words.

	some	some	her	some	her
	her	some	her	some	her
	some	her	some	her	some
	her	some	her	some	her
	some	her	some	her	some
	her	some	her	some	her

Read chart #31

DAY 3

some
her

Name: _____

some

her

Read the following sentences.

Some pigs flop in the mud.

She lost her red pen.



FIND THE SIGHT WORDS

Instructions

Color the boxes that have the following sight words: some, her

so	her	these	them
some	then	some	her
her	some	many	some
out	about	her	other

Read chart #31

DAY 4



Name: _____

some

her

Read the following sentences.

Can I have some of your twigs?

Her kids sat by the hot grill.

Write the word in the sentence.

Stop _____ !

Read chart #31

DAY 5



Name: _____

some

her

Read the following sentences

Some frogs are in the sand.







Lend her the flag.

Read chart #31

SPIN & WRITE A SIGHT WORD

Instructions

1. Use a paper clip and pencil to make a spinner.
2. Spin the wheel.
3. Write the word spun on a construction hat.



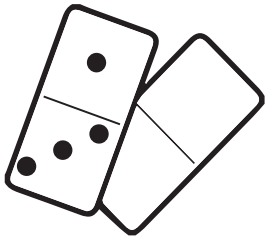
DAY 1

would
make

Name: _____

would

make



SIGHT WORD DOMINOES

Instructions

1. Cut out the dominoes.
2. Match the sentence to the sight word on the dominoes.

was | he

He had a job. | Bob was not mad.

was | he

He hid. | Tim was in the van.

Read chart #32

would | make

He would
not drop
the map.

Make me
some dip.

make | would

Would you
run with
her?

These twigs
make a
nest.

would | make

How would
Mom get
there?


She said to
make them
fast.

make | would

Would she
have the
red bag?

Make a flag.

DAY 2



Name: _____

would

make

ROLL & READ SIGHT WORDS

Instructions

Roll the die. Based on the number rolled, read the corresponding row of sight words.

	would	would	make	would	make
	make	would	make	would	make
	would	make	would	make	would
	make	would	make	would	make
	would	make	would	make	would
	make	would	make	would	make

Read chart #32

DAY 3

would
make

Name: _____

would

make

Read the following sentences.

How would you use the map?

Can you make an egg?



FIND THE SIGHT WORDS

Instructions

Color the boxes that have the following sight words: would, make

would	make	would	like
her	make	some	so
like	these	make	him
him	make	like	then

Read chart #32

DAY 4

would
make

Name: _____

would

make

Read the following sentences.

Would you mend this for him?

Make him jump in the sand.

Write the word in the sentence.

Can you _____ a sandwich?

Read chart #32

DAY 5

**would
make**

Name: _____

would

make

Read the following sentences

Many would jump in the pond.







Kit will make camp by the flag.


Read chart #32

SPIN & WRITE A SIGHT WORD

Instructions

1. Use a paper clip and pencil to make a spinner.
2. Spin the wheel.
3. Write the word spun on a construction hat.






Name: _____

like

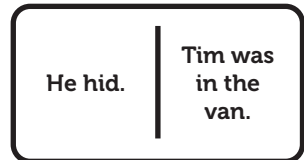
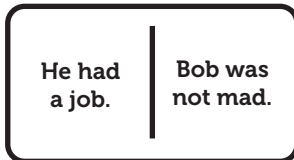
him



SIGHT WORD DOMINOES

Instructions

1. Cut out the dominoes.
2. Match the sentence to the sight word on the dominoes.



Read chart #33

like

him

I like the
wind.

They went
with him.

him

like

I like
other cats.

Tom will
hand him
the mat.

like

him

Which mat
do you like?

Jim will
pump the
gas for him.

him

like

Tom would
like to camp.

The fan
is from him.

DAY 2

like
him

Name: _____

like

him

ROLL & READ SIGHT WORDS

Instructions

Roll the die. Based on the number rolled, read the corresponding row of sight words.

	like	like	him	like	him
	him	like	him	like	him
	like	him	like	him	like
	him	like	him	like	him
	like	him	like	him	like
	him	like	him	like	him

Read chart #33

DAY 3

like
him

Name: _____

like

him

Read the following sentences.

Meg would like to jump in the sand.

Dad is with him in the pond.



FIND THE SIGHT WORDS


Instructions

Color the boxes that have the following sight words: like, him

make	him	would	like
her	like	some	so
like	these	him	him
him	them	like	then

Read chart #33

DAY 4



Name: _____

like

him

Read the following sentences.

I like your van.


Let him use the pen.

Write the word in the sentence.

Can you tell _____ to eat?

Read chart #33

DAY 5



Name: _____

like

him

Read the following sentences

They like to jump in the mud.







Pam smiled at him.


Read chart #33

SPIN & WRITE A SIGHT WORD

Instructions

1. Use a paper clip and pencil to make a spinner.
2. Spin the wheel.
3. Write the word spun on a construction hat.






Name: _____

into

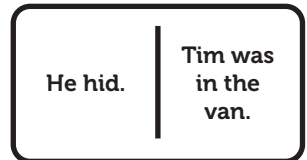
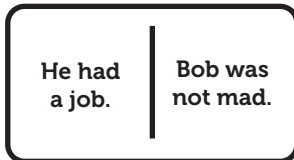
time



SIGHT WORD DOMINOES

Instructions

1. Cut out the dominoes.
2. Match the sentence to the sight word on the dominoes.



Read chart #34

✂

into | **time**

✂

**Run into
the tent.** | **Time is up!**

✂

time | **into**

✂

**The fox
ran into
the pond.** | **What time
did you
get into
bed?**

✂

into | **time**

✂

**Jump into
the pond for
a swim.** | **What time
would you
like to run?**

✂

time | **into**

✂

**The rat ran
into the
box.** | **Do you have
time for me?**

DAY 2



Name: _____

into

time

ROLL & READ SIGHT WORDS

Instructions

Roll the die. Based on the number rolled, read the corresponding row of sight words.

	into	into	time	into	time
	time	into	time	into	time
	into	time	into	time	into
	time	into	time	into	time
	into	time	into	time	into
	time	into	time	into	time

Read chart #34

DAY 3

into
time

Name: _____

into

time

Read the following sentences.

Do not go into the trap.

What time was he there?



FIND THE SIGHT WORDS

Instructions

Color the boxes that have the following sight words: into, time

into	him	time	like
make	time	into	would
time	her	some	into
so	into	these	time

Read chart #34

DAY 4



Name: _____

into

time

Read the following sentences.

Jump into the pond.

They have time for you.

Write the word in the sentence.

What _____ is it?

Read chart #34

DAY 5



Name: _____

into

time

Read the following sentences

The cat got into the box.







Dusk is a fun time.

Read chart #34


SPIN & WRITE A SIGHT WORD

Instructions

1. Use a paper clip and pencil to make a spinner.
2. Spin the wheel.
3. Write the word spun on a construction hat.



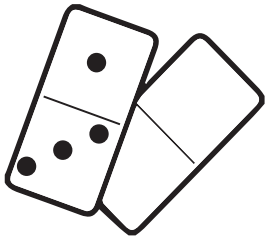
DAY 1



Name: _____

has

look



SIGHT WORD DOMINOES

Instructions

1. Cut out the dominoes.
2. Match the sentence to the sight word on the dominoes.

was	he
-----	----

He had a job.	Bob was not mad.
---------------	------------------

was	he
-----	----

He hid.	Tim was in the van.
---------	---------------------

Read chart #35

has | look

Bob has the mop. | Look at her!

look | has

There has to be other pots. | Look at the fox on top of the log.

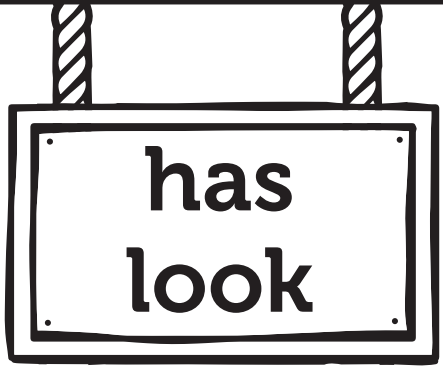
has | look

Has she said she would make it? | Look what they did.

look | has

The box has a dot. | They did not look.

DAY 2



Name: _____

has

look

ROLL & READ SIGHT WORDS

Instructions

Roll the die. Based on the number rolled, read the corresponding row of sight words.

	has	has	look	has	look
	look	has	look	has	look
	has	look	has	look	has
	look	has	look	has	look
	has	look	has	look	has
	look	has	look	has	look

Read chart #35

DAY 3

has
look

Name: _____

has

look

Read the following sentences.

She has their cups.

Look at the clam in the tin.



FIND THE SIGHT WORDS

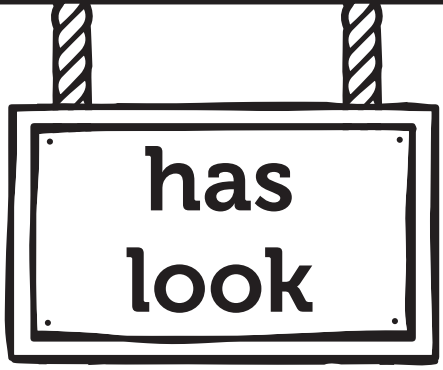
Instructions

Color the boxes that have the following sight words: has, look

time	look	into	him
has	like	look	make
would	has	her	has
look	some	has	look

Read chart #35

DAY 4



Name: _____

has

look

Read the following sentences.

Bob has many words to say.

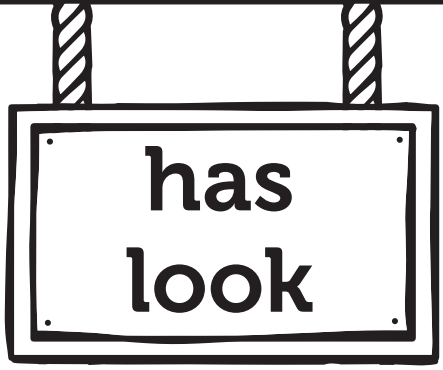
We will look for your hat.

Write the word in the sentence.

----- **at the pigs!**

Read chart #35

DAY 5



Name: _____

has

look

Read the following sentences

Who has it?







Look at the crab!

Read chart #35

SPIN & WRITE A SIGHT WORD

Instructions

1. Use a paper clip and pencil to make a spinner.
2. Spin the wheel.
3. Write the word spun on a construction hat.



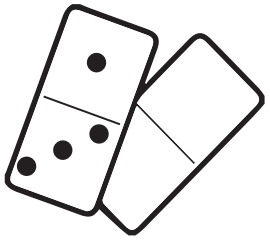
DAY 1



Name: _____

two

more



SIGHT WORD DOMINOES

Instructions

1. Cut out the dominoes.
2. Match the sentence to the sight word on the dominoes.

was	he
-----	----

He had a job.	Bob was not mad.
---------------	------------------

was	he
-----	----

He hid.	Tim was in the van.
---------	---------------------

Read chart #36

two | **more**

**Two dogs
ran.**

**More were
at the pond.**

more | **two**

**What about
the two
cots?**

**Would you
like more
mats?**

two | **more**

**Two pups
will run.**

**More rats
are in the
hut.**

more | **two**

**Two kids are
on the mat.**

**She had
more time.**

DAY 2



Name: _____

two

more

ROLL & READ SIGHT WORDS

Instructions

Roll the die. Based on the number rolled, read the corresponding row of sight words.

	two	two	more	two	more
	more	two	more	two	more
	two	more	two	more	two
	more	two	more	two	more
	two	more	two	more	two
	more	two	more	two	more

Read chart #36

DAY 3

two
more

Name: _____

two

more

Read the following sentences.

Get me two twigs.

How many more do you have?



FIND THE SIGHT WORDS

Instructions

Color the boxes that have the following sight words: two, more

two	look	more	has
more	two	time	two
into	him	two	more
like	him	make	would

Read chart #36

DAY 4



Name: _____

two

more

Read the following sentences.

Two cups are by the mug.

What more do you have?

Write the word in the sentence.

Get _____ pans.

Read chart #36

DAY 5



Name: _____

two

more

Read the following sentences

Two frogs are on the log.







What more is there?

Read chart #36

SPIN & WRITE A SIGHT WORD

Instructions

1. Use a paper clip and pencil to make a spinner.
2. Spin the wheel.
3. Write the word spun on a construction hat.






Name: _____

write

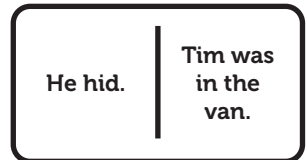
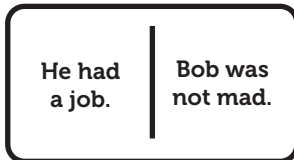
go



SIGHT WORD DOMINOES

Instructions

1. Cut out the dominoes.
2. Match the sentence to the sight word on the dominoes.



Read chart #37

write

go

Write more
to her.

Go with
them.

go

write

Write two
more times.

How will
they go
into the
pond?

write

go

Write her
some words.

Do you
have time
to go?

go

write

Write these
two words.

Go rub
mud on
the cat.

DAY 2



Name: _____

write

go

ROLL & READ SIGHT WORDS

Instructions

Roll the die. Based on the number rolled, read the corresponding row of sight words.

	write	write	go	write	go
	go	write	go	write	go
	write	go	write	go	write
	go	write	go	write	go
	write	go	write	go	write
	go	write	go	write	go

Read chart #37

DAY 3

write
go

Name: _____

write

go

Read the following sentences.

Write what she said.

Go with me to the tent.



FIND THE SIGHT WORDS

Instructions

Color the boxes that have the following sight words: write, go

more	go	two	write
write	look	go	has
time	write	into	write
go	him	go	like

Read chart #37

DAY 4



Name: _____

write

go

Read the following sentences.

Write me the words.

Go with Mom to the pond.

Write the word in the sentence.

----- **with a pen.**

Read chart #37

DAY 5



Name: _____

write

go

Read the following sentences

Write out many words.

Where did they go?

Read chart #37

SPIN & WRITE A SIGHT WORD

Instructions

1. Use a paper clip and pencil to make a spinner.
2. Spin the wheel.
3. Write the word spun on a construction hat.

