



# Sight Word Activity Pack

Words  
taught:

see  
number  
no  
way  
could  
people  
my  
than  
first  
water  
been  
called  
who  
am  
its  
now  
find  
long  
down  
day  
did  
get  
come  
made  
may  
part

DAY 1

Name: \_\_\_\_\_

see number

see \_\_\_\_\_

number \_\_\_\_\_

**SIGHT WORD DOMINOES**

Instructions  
1. Cut out the dominoes.  
2. Match the sentence to the sight word on the dominoes.

was he    He had a job.    Bill was not mad.    was he    He hid.    Tim was in the sun.

Read chart #38

© 2016 Becoming A Reader

See what you can do.    Write a number down.

I see you.    There are a number of dogs.

see    number

number    see

Look at the number.    number    see

Did you see them jump in the sand?    I see him.    What is your number?

see	number	write	go	more
more	go	see	number	write
write	see	more	number	go
go	number	see	more	write
number	see	go	write	more

Reading Chart #38

© 2016 Becoming A Reader

write
number
write
no
number

Reading Chart #39

number
no
people
no
no

Reading Chart #40

way
ould
way
ould
ould

Reading Chart #41


# Building Sight Words

## Table of Contents

---

1. see, number
  2. no, way
  3. could, people
  4. my, than
  5. first, water
  6. been, called
  7. who, am
  8. its, now
  9. find, long
  10. down, day
  11. did, get
  12. come, made
  13. may, part
-

**DAY 1**



Name: \_\_\_\_\_

see

\_\_\_\_\_

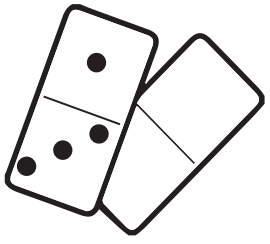
-----

\_\_\_\_\_

number

-----

\_\_\_\_\_



## SIGHT WORD DOMINOES

### Instructions

1. Cut out the dominoes.
2. Match the sentence to the sight word on the dominoes.

was	he
-----	----

He had a job.	Bob was not mad.
---------------	------------------

was	he
-----	----

He hid.	Tim was in the van.
---------	---------------------

Read chart #38

**see**

**number**

**I see you.**

**There are  
a number  
of dogs.**

**number**

**see**

**Did you  
see them  
jump in  
the sand?**

**Look at the  
number.**

**see**

**number**

**See what  
you can do.**

**Write a  
number  
down.**

**number**


**see**

**I see him.**

**What is your  
number?**



**DAY 2**



Name: \_\_\_\_\_

see

\_\_\_\_\_

-----

\_\_\_\_\_

number

-----

\_\_\_\_\_

## ROLL & READ SIGHT WORDS


### Instructions

Roll the die. Based on the number rolled, read the corresponding row of sight words.

	see	see	number	see	number
	number	see	number	see	number
	see	number	see	number	see
	number	see	number	see	number
	see	number	see	number	see
	number	see	number	see	number

Read chart #38

**DAY 3**



Name: \_\_\_\_\_

**see**

\_\_\_\_\_  
-----  
\_\_\_\_\_

**number**

-----  
\_\_\_\_\_

Read the following sentences.

See how many will go.

What number did she get?



## FIND THE SIGHT WORDS


### Instructions

Color the boxes that have the following sight words: see, number

see	go	write	number
more	number	see	two
number	see	look	see
has	time	number	into

Read chart #38

**DAY 4**



Name: \_\_\_\_\_

see

\_\_\_\_\_  
-----  
\_\_\_\_\_

number

\_\_\_\_\_  
-----  
\_\_\_\_\_

Read the following sentences.

Dad will see them.


What number do you see?

Write the word in the sentence.

How many do you \_\_\_\_\_ ?  
-----  
\_\_\_\_\_

Read chart #38

**DAY 5**



Name: \_\_\_\_\_

**see**

\_\_\_\_\_

-----

\_\_\_\_\_

**number**

-----

\_\_\_\_\_

---

**Read the following sentences**

**I see the dish on the rack.**

**Write the number.**

---







**Read chart #38**



# SPIN & WRITE A SIGHT WORD

## Instructions

1. Use a paper clip and pencil to make a spinner.
2. Spin the wheel.
3. Write the word spun on a construction hat.






Name: \_\_\_\_\_

no

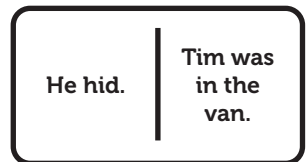
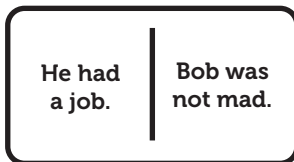
way



## SIGHT WORD DOMINOES

### Instructions

1. Cut out the dominoes.
2. Match the sentence to the sight word on the dominoes.



Read chart #39

no

way

Mom said  
no.

Some are  
way up  
there.

way

no

I have no  
words.

The frog  
was up  
on the log.

no

way

You said  
no to her.

The sun  
is way up  
there.

way

no

I have  
no time to  
go.

The van is  
way out  
there.

**DAY 2**



Name: \_\_\_\_\_

no

\_\_\_\_\_

-----

\_\_\_\_\_

way

-----

\_\_\_\_\_

## ROLL & READ SIGHT WORDS

### Instructions

Roll the die. Based on the number rolled, read the corresponding row of sight words.

	no	no	way	no	way
	way	no	way	no	way
	no	way	no	way	no
	way	no	way	no	way
	no	way	no	way	no
	way	no	way	no	way

Read chart #39



**DAY 3**



Name: \_\_\_\_\_

**no**

\_\_\_\_\_

-----

\_\_\_\_\_

**way**

\_\_\_\_\_

-----

\_\_\_\_\_

Read the following sentences.

There are no words for what he said.

Will they go way up to get the water?



## FIND THE SIGHT WORDS

### Instructions

Color the boxes that have the following sight words: no, way

number	no	see	no
no	go	way	write
way	more	no	way
two	way	look	has

Read chart #39

**DAY 4**



Name: \_\_\_\_\_

**no**

\_\_\_\_\_

-----

\_\_\_\_\_

**way**

\_\_\_\_\_

-----

\_\_\_\_\_

Read the following sentences.

No cash is in the box.

Beth got out of the way.

Write the word in the sentence.

What \_\_\_\_\_ do I go?

-----

\_\_\_\_\_

Read chart #39

**DAY 5**



Name: \_\_\_\_\_

**no**

\_\_\_\_\_

-----

\_\_\_\_\_

**way**

\_\_\_\_\_

-----

\_\_\_\_\_

**Read the following sentences**

**Mom said no.**







**She will get her way.**

**Read chart #39**


# SPIN & WRITE A SIGHT WORD

## Instructions

1. Use a paper clip and pencil to make a spinner.
2. Spin the wheel.
3. Write the word spun on a construction hat.








Name: \_\_\_\_\_

could

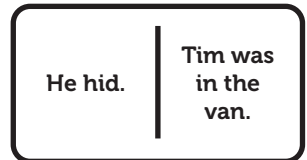
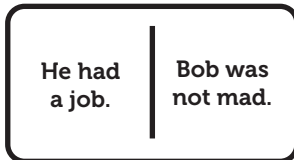
people



## SIGHT WORD DOMINOES

### Instructions

1. Cut out the dominoes.
2. Match the sentence to the sight word on the dominoes.



Read chart #40

could | people

Could you  
look in  
there?

There are  
people  
here.

people | could

How could  
two dogs  
run?

People look  
like Ned.

could | people

She could  
jump in  
the mud.

People  
have time  
to run

people | could

What could  
you do with  
that?

What  
people are  
there?

**DAY 2**

**could  
people**

Name: \_\_\_\_\_

**could**

\_\_\_\_\_

-----

\_\_\_\_\_

**people**







-----

\_\_\_\_\_

## ROLL & READ SIGHT WORDS

### Instructions

Roll the die. Based on the number rolled, read the corresponding row of sight words.

	could	could	people	could	people
	people	could	people	could	people
	could	people	could	people	could
	people	could	people	could	people
	could	people	could	people	could
	people	could	people	could	people

**Read chart #40**

DAY 3

could  
people

Name: \_\_\_\_\_

could

people

Read the following sentences.

How could they do that?

People like math.



## FIND THE SIGHT WORDS

### Instructions

Color the boxes that have the following sight words: could, people

way	could	no	could
could	number	people	see
go	people	could	write
people	more	two	people

Read chart #40

**DAY 4**

**could  
people**

Name: \_\_\_\_\_

**could**

\_\_\_\_\_  
-----  
\_\_\_\_\_

**people**

\_\_\_\_\_  
-----  
\_\_\_\_\_

Read the following sentences.

We could go with them.

Which dog is yours?

Write the word in the sentence.

What \_\_\_\_\_ they do?  
-----  
\_\_\_\_\_

Read chart #40

**DAY 5**

**could  
people**

Name: \_\_\_\_\_

**could**

\_\_\_\_\_  
-----  
\_\_\_\_\_

**people**

\_\_\_\_\_  
-----  
\_\_\_\_\_

Read the following sentences

Could you make more lunch?







People will catch the dogs.

Read chart #40

# SPIN & WRITE A SIGHT WORD

## Instructions

1. Use a paper clip and pencil to make a spinner.
2. Spin the wheel.
3. Write the word spun on a construction hat.



**DAY 1**

my  
than

Name: \_\_\_\_\_

my

\_\_\_\_\_

-----

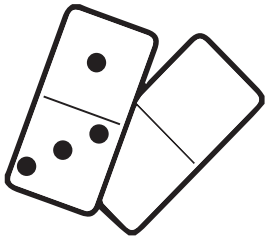
\_\_\_\_\_

than

\_\_\_\_\_

-----

\_\_\_\_\_



## SIGHT WORD DOMINOES

### Instructions

1. Cut out the dominoes.
2. Match the sentence to the sight word on the dominoes.

was | he

He had a job. | Bob was not mad.

was | he

He hid. | Tim was in the van.

Read chart #41



my | than

My Mom  
could go.

I have more  
words than  
you.

than | my

People can  
see my Mom.

Write more  
than me.

my | than

My Dad can  
run in the  
mud.

She has  
more time  
than you.

than | my

My sled is  
up the hill.

People have  
more time  
than Dad.

**DAY 2**

**my  
than**

Name: \_\_\_\_\_

**my**

\_\_\_\_\_

-----

\_\_\_\_\_

**than**

-----

\_\_\_\_\_

## ROLL & READ SIGHT WORDS

### Instructions

Roll the die. Based on the number rolled, read the corresponding row of sight words.

	my	my	than	my	than
	than	my	than	my	than
	my	than	my	than	my
	than	my	than	my	than
	my	than	my	than	my
	than	my	than	my	than

**Read chart #41**

DAY 3

my  
than

Name: \_\_\_\_\_

my

than

Read the following sentences.

My Mom said she has time to go.

I write more than you.



## FIND THE SIGHT WORDS

### Instructions

Color the boxes that have the following sight words: my, than

my	people	my	could
way	than	no	than
than	number	than	my
see	my	go	write

Read chart #41

**DAY 4**

**my  
than**

Name: \_\_\_\_\_

**my**

\_\_\_\_\_  
-----  
\_\_\_\_\_

**than**

\_\_\_\_\_  
-----  
\_\_\_\_\_

Read the following sentences.

That is my flag.

I have more than you.

Write the word in the sentence.

\_\_\_\_\_  
-----  
\_\_\_\_\_

**mom would make it.**

Read chart #41

**DAY 5**

**my  
than**

Name: \_\_\_\_\_

**my**

\_\_\_\_\_

-----

\_\_\_\_\_

**than**

-----

\_\_\_\_\_

**Read the following sentences**

**My stamp is on the box.**







**They do more than him.**

**Read chart #41**

# SPIN & WRITE A SIGHT WORD

## Instructions

1. Use a paper clip and pencil to make a spinner.
2. Spin the wheel.
3. Write the word spun on a construction hat.



**DAY 1**



Name: \_\_\_\_\_

**first**

\_\_\_\_\_

-----

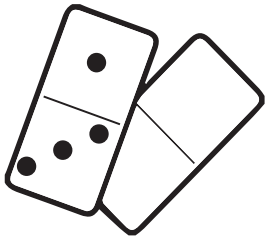
\_\_\_\_\_

**water**

\_\_\_\_\_

-----

\_\_\_\_\_



## SIGHT WORD DOMINOES

### Instructions

1. Cut out the dominoes.
2. Match the sentence to the sight word on the dominoes.

was	he
-----	----

He had a job.	Bob was not mad.
---------------	------------------

was	he
-----	----

He hid.	Tim was in the van.
---------	---------------------

Read chart #42

✂  
**first** | **water**

✂  
What is the  
first number  
you see? | Can I have  
some  
water?

✂  
**water** | **first**

✂  
These  
people are  
first. | Her water  
is hot.

✂  
**first** | **water**

✂  
The red  
van is first. | Look at  
the water!

✂  
**water** | **first**

✂  
Which  
dog is first? | Go get your  
Mom some  
water.



**DAY 2**



Name: \_\_\_\_\_

**first**

\_\_\_\_\_

-----

\_\_\_\_\_

**water**

-----

\_\_\_\_\_

## ROLL & READ SIGHT WORDS

### Instructions

Roll the die. Based on the number rolled, read the corresponding row of sight words.

	first	first	water	first	water
	water	first	water	first	water
	first	water	first	water	first
	water	first	water	first	water
	first	water	first	water	first
	water	first	water	first	water

Read chart #42

**DAY 3**



Name: \_\_\_\_\_

**first**

\_\_\_\_\_

-----

\_\_\_\_\_

**water**

-----

\_\_\_\_\_

Read the following sentences.

Jeff is first on their list.

Water is in the pond.



## FIND THE SIGHT WORDS

### Instructions

Color the boxes that have the following sight words: first, water

first	than	water	my
people	water	could	first
water	way	first	water
no	first	number	see

Read chart #42

**DAY 4**



Name: \_\_\_\_\_

**first**

\_\_\_\_\_

-----

\_\_\_\_\_

**water**

-----

\_\_\_\_\_

Read the following sentences.

Would you first go with her?

Jump in the water.

Write the word in the sentence.

Do you have \_\_\_\_\_ ?

Read chart #42

**DAY 5**



Name: \_\_\_\_\_

**first**

\_\_\_\_\_

-----

\_\_\_\_\_

**water**

\_\_\_\_\_

-----

\_\_\_\_\_

Read the following sentences

Write the words first.







The water is hot.

Read chart #42

# SPIN & WRITE A SIGHT WORD

## Instructions

1. Use a paper clip and pencil to make a spinner.
2. Spin the wheel.
3. Write the word spun on a construction hat.





Name: \_\_\_\_\_

**been**

\_\_\_\_\_

-----


\_\_\_\_\_

**called**

\_\_\_\_\_

-----

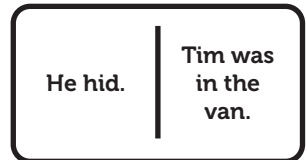
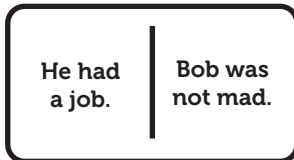
\_\_\_\_\_



## SIGHT WORD DOMINOES

### Instructions

1. Cut out the dominoes.
2. Match the sentence to the sight word on the dominoes.



Read chart #43

**been** | **called**

**It has been  
hot.**

**She called  
me.**

**called** | **been**

**Where  
have you  
been?**

**The people  
called out  
to him.**

**been** | **called**

**They have  
been there  
all the time.**

**Pam called  
out to the  
other dog.**

**called** | **been**

**The camp  
has been  
fun.**

**Many  
people  
called them.**

DAY 2

been  
called

Name: \_\_\_\_\_







been

called

## ROLL & READ SIGHT WORDS

### Instructions

Roll the die. Based on the number rolled, read the corresponding row of sight words.

	been	been	called	been	called
	called	been	called	been	called
	been	called	been	called	been
	called	been	called	been	called
	been	called	been	called	been
	called	been	called	been	called

Read chart #43



**DAY 3**

**been  
called**

Name: \_\_\_\_\_

**been**

\_\_\_\_\_

-----

\_\_\_\_\_

**called**

-----

\_\_\_\_\_

Read the following sentences.

She has been there.

We called Mom.



## FIND THE SIGHT WORDS

### Instructions

Color the boxes that have the following sight words: been, called

water	called	first	called
been	than	been	my
called	been	called	people
could	way	no	been

Read chart #43

**DAY 4**



Name: \_\_\_\_\_

**been**

\_\_\_\_\_

-----

\_\_\_\_\_

**called**

-----

\_\_\_\_\_

Read the following sentences.

There have been many words said.

She called her Mom.

Write the word in the sentence.

It has \_\_\_\_\_ hot!

-----

\_\_\_\_\_

Read chart #43

**DAY 5**



Name: \_\_\_\_\_

**been**

\_\_\_\_\_

-----

\_\_\_\_\_

**called**

\_\_\_\_\_

-----

\_\_\_\_\_

Read the following sentences

How have you been?







She called the people.

Read chart #43

# SPIN & WRITE A SIGHT WORD

## Instructions

1. Use a paper clip and pencil to make a spinner.
2. Spin the wheel.
3. Write the word spun on a construction hat.



**DAY 1**



Name: \_\_\_\_\_

who

\_\_\_\_\_

-----

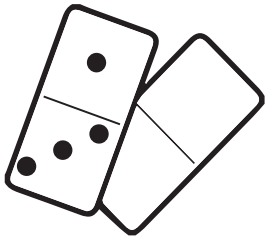
\_\_\_\_\_

am

\_\_\_\_\_

-----

\_\_\_\_\_



## SIGHT WORD DOMINOES

### Instructions

1. Cut out the dominoes.
2. Match the sentence to the sight word on the dominoes.

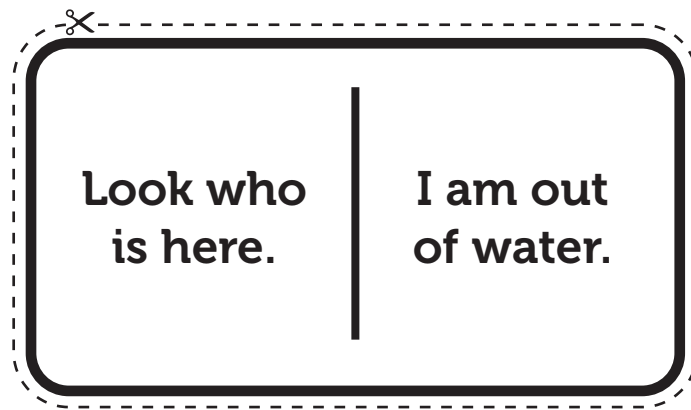
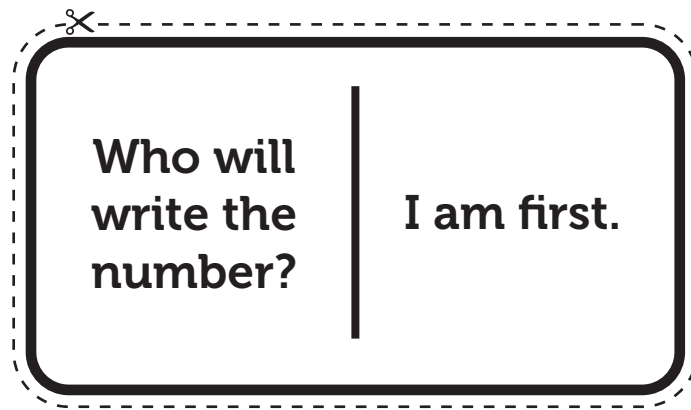
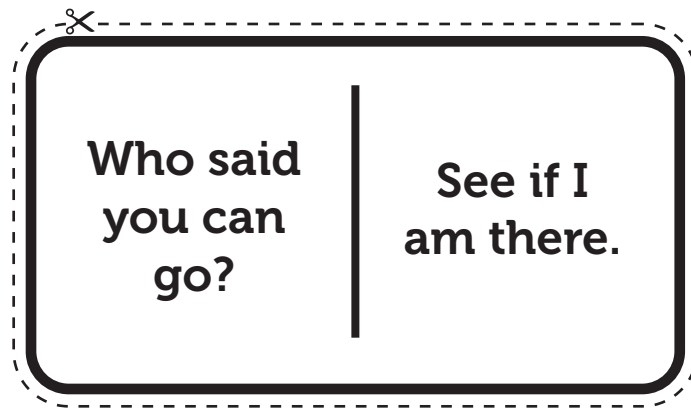
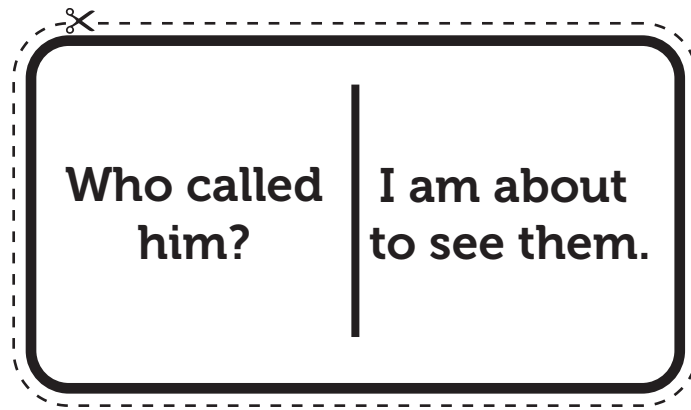

was	he
-----	----

He had a job.	Bob was not mad.
---------------	------------------

was	he
-----	----

He hid.	Tim was in the van.
---------	---------------------

Read chart #44



**DAY 2**



Name: \_\_\_\_\_

who

\_\_\_\_\_

-----

\_\_\_\_\_

am

-----

\_\_\_\_\_

## ROLL & READ SIGHT WORDS

### Instructions

Roll the die. Based on the number rolled, read the corresponding row of sight words.

	who	who	am	who	am
	am	who	am	who	am
	who	am	who	am	who
	am	who	am	who	am
	who	am	who	am	who
	am	who	am	who	am

Read chart #44

**DAY 3**



Name: \_\_\_\_\_

**who**

\_\_\_\_\_

-----

\_\_\_\_\_

**am**

-----

\_\_\_\_\_

Read the following sentences.

Who is that?

Who called that number?



## FIND THE SIGHT WORDS

### Instructions

Color the boxes that have the following sight words: who, am

called	am	who	been
who	water	first	am
than	who	my	who
am	people	am	could

Read chart #44



**DAY 4**



Name: \_\_\_\_\_

**who**

\_\_\_\_\_

-----

\_\_\_\_\_

**am**

-----

\_\_\_\_\_

Read the following sentences.

Who has time to do that?

I am on the red sled.

Write the word in the sentence.

\_\_\_\_\_

-----

\_\_\_\_\_

**would like to go?**

Read chart #44

**DAY 5**



Name: \_\_\_\_\_

**who**

\_\_\_\_\_

-----

\_\_\_\_\_

**am**

\_\_\_\_\_

-----

\_\_\_\_\_

**Read the following sentences**

**Who bent the box?**







**I am with them.**

**Read chart #44**

# SPIN & WRITE A SIGHT WORD

## Instructions

1. Use a paper clip and pencil to make a spinner.
2. Spin the wheel.
3. Write the word spun on a construction hat.





Name: \_\_\_\_\_

its

\_\_\_\_\_

-----


\_\_\_\_\_

now

\_\_\_\_\_

-----

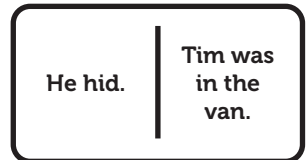
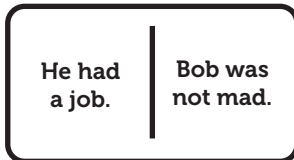
\_\_\_\_\_



## SIGHT WORD DOMINOES

### Instructions

1. Cut out the dominoes.
2. Match the sentence to the sight word on the dominoes.



Read chart #45

its

now

Its branch  
has to go.

Now is the  
time to go.

now

its

What is  
its name?

Write it  
down now.

its

now

Its shape is  
like this.

People want  
to see it  
now.

now

its

Its pup is  
from here.

Now is the  
time to  
cut the log.

**DAY 2**



Name: \_\_\_\_\_

**its**

\_\_\_\_\_

-----

\_\_\_\_\_

**now**

-----

\_\_\_\_\_

## ROLL & READ SIGHT WORDS

### Instructions

Roll the die. Based on the number rolled, read the corresponding row of sight words.

	its	its	now	its	now
	now	its	now	its	now
	its	now	its	now	its
	now	its	now	its	now
	its	now	its	now	its
	now	its	now	its	now

Read chart #45

**DAY 3**



Name: \_\_\_\_\_

**its**

\_\_\_\_\_

-----

\_\_\_\_\_

**now**

-----

\_\_\_\_\_

Read the following sentences.

Its been called first.

Make it now for them.



## FIND THE SIGHT WORDS

### Instructions

Color the boxes that have the following sight words: its, now

its	am	its	who
called	now	been	now
now	its	now	water
first	than	my	its

Read chart #45

**DAY 4**



Name: \_\_\_\_\_

**its**

\_\_\_\_\_

-----

\_\_\_\_\_

**now**

-----

\_\_\_\_\_

Read the following sentences.

I like its shape.

Now is the time to write it down.

Write the word in the sentence.

**Write more**

\_\_\_\_\_

-----

\_\_\_\_\_

Read chart #45



**DAY 5**



Name: \_\_\_\_\_

**its**

\_\_\_\_\_

-----

\_\_\_\_\_

**now**

\_\_\_\_\_

-----

\_\_\_\_\_

Read the following sentences

Its branch will crush you.







Now is the time.

Read chart #45

# SPIN & WRITE A SIGHT WORD

## Instructions

1. Use a paper clip and pencil to make a spinner.
2. Spin the wheel.
3. Write the word spun on a construction hat.





Name: \_\_\_\_\_

find

\_\_\_\_\_

-----

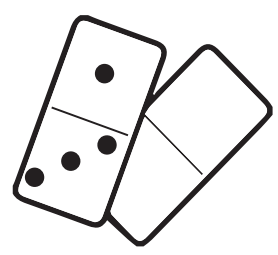
\_\_\_\_\_

long

\_\_\_\_\_

-----

\_\_\_\_\_



## SIGHT WORD DOMINOES

### Instructions

1. Cut out the dominoes.
2. Match the sentence to the sight word on the dominoes.


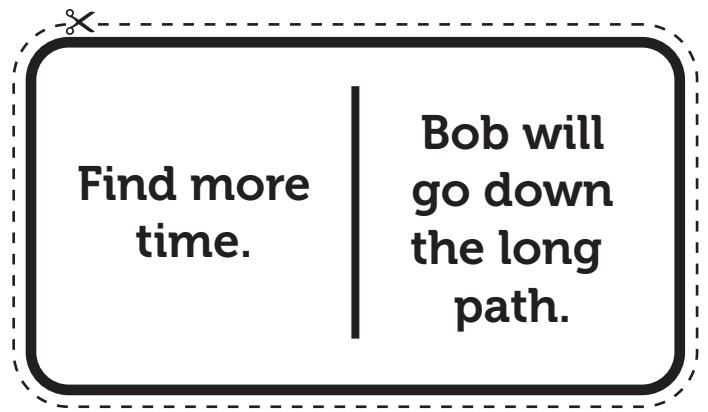
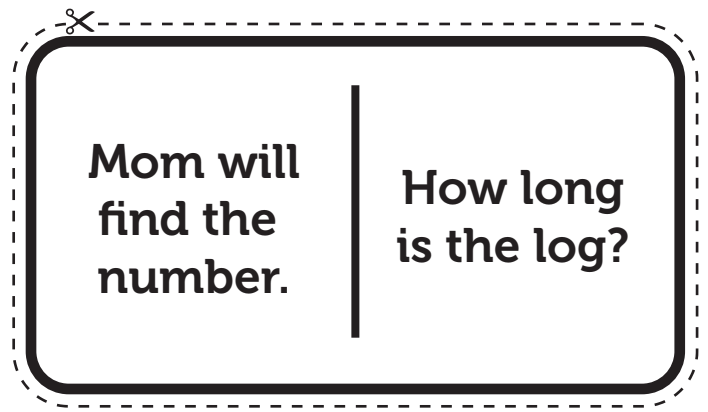
was	he
-----	----

He had a job.	Bob was not mad.
---------------	------------------

was	he
-----	----

He hid.	Tim was in the van.
---------	---------------------

Read chart #46



DAY 2

find  
long

Name: \_\_\_\_\_






find

long

## ROLL & READ SIGHT WORDS

### Instructions

Roll the die. Based on the number rolled, read the corresponding row of sight words.

	find	find	long	find	long
	long	find	long	find	long
	find	long	find	long	find
	long	find	long	find	long
	find	long	find	long	find
	long	find	long	find	long

Read chart #46

DAY 3

find  
long

Name: \_\_\_\_\_

find

\_\_\_\_\_

-----

\_\_\_\_\_

long

-----

\_\_\_\_\_

Read the following sentences.

Will you find the drum?

How long did she say?



## FIND THE SIGHT WORDS

### Instructions

Color the boxes that have the following sight words: find, long

find	now	its	am
who	long	find	called
long	find	been	long
water	first	long	find

Read chart #46

**DAY 4**



Name: \_\_\_\_\_

**find**

\_\_\_\_\_  
-----  
\_\_\_\_\_

**long**

\_\_\_\_\_  
-----  
\_\_\_\_\_

Read the following sentences.

Can you find two more numbers?

That is a long drop.

Write the word in the sentence.

\_\_\_\_\_  
-----  
\_\_\_\_\_

**the pond for me.**

Read chart #46

**DAY 5**

**find**  
**long**

Name: \_\_\_\_\_

**find**

\_\_\_\_\_  
-----  
\_\_\_\_\_

**long**

\_\_\_\_\_  
-----  
\_\_\_\_\_

**Read the following sentences**

**Find time to write it out.**

**How long will these people nap?**







**Read chart #46**



# SPIN & WRITE A SIGHT WORD

## Instructions

1. Use a paper clip and pencil to make a spinner.
2. Spin the wheel.
3. Write the word spun on a construction hat.





Name: \_\_\_\_\_

down

\_\_\_\_\_

-----

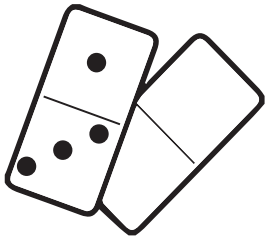
\_\_\_\_\_

day

\_\_\_\_\_

-----

\_\_\_\_\_



## SIGHT WORD DOMINOES

### Instructions

1. Cut out the dominoes.
2. Match the sentence to the sight word on the dominoes.

was	he
-----	----

He had a job.	Bob was not mad.
---------------	------------------

was	he
-----	----

He hid.	Tim was in the van.
---------	---------------------

Read chart #47

down | day

That is a  
long drop  
down.

What day  
is it?

day | down

Do you have  
time to write  
it down?

The day  
is long.

down | day

Go down  
the path.

The day  
is hot.

day | down

Other people  
went down  
to the dock.

It has  
been a long  
day.

**DAY 2**



Name: \_\_\_\_\_

**down**

\_\_\_\_\_

-----

\_\_\_\_\_

**day**

-----

\_\_\_\_\_

## ROLL & READ SIGHT WORDS

### Instructions

Roll the die. Based on the number rolled, read the corresponding row of sight words.

	down	down	day	down	day
	day	down	day	down	day
	down	day	down	day	down
	day	down	day	down	day
	down	day	down	day	down
	day	down	day	down	day

Read chart #47

**DAY 3**



Name: \_\_\_\_\_

**down**

\_\_\_\_\_

-----

\_\_\_\_\_

**day**

-----

\_\_\_\_\_

Read the following sentences.

What is down there?

What time of day is it?



## FIND THE SIGHT WORDS

### Instructions

Color the boxes that have the following sight words: down, day

long	now	find	its
down	am	day	who
called	down	been	day
day	water	down	first

Read chart #47



Name: \_\_\_\_\_

**down**

\_\_\_\_\_  
-----  
\_\_\_\_\_

**day**

\_\_\_\_\_  
-----  
\_\_\_\_\_

Read the following sentences.

Write down what she said.

That would make my day.

Write the word in the sentence.

**What**

\_\_\_\_\_  
-----  
\_\_\_\_\_

**do you want to go?**

Read chart #47

**DAY 5**



Name: \_\_\_\_\_

**down**

\_\_\_\_\_

-----

\_\_\_\_\_

**day**

-----

\_\_\_\_\_

Read the following sentences

He called down to her.







This is the first water I have had all day.

Read chart #47

# SPIN & WRITE A SIGHT WORD

## Instructions

1. Use a paper clip and pencil to make a spinner.
2. Spin the wheel.
3. Write the word spun on a construction hat.





**DAY 1**

**did  
get**

Name: \_\_\_\_\_

**did**

\_\_\_\_\_

-----

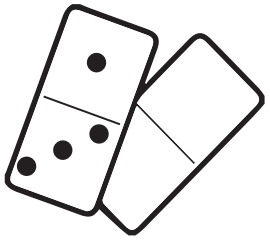
\_\_\_\_\_

**get**

\_\_\_\_\_

-----

\_\_\_\_\_



## SIGHT WORD DOMINOES

### Instructions

1. Cut out the dominoes.
2. Match the sentence to the sight word on the dominoes.

was | he

He had a job. | Bob was not mad.

was | he

He hid. | Tim was in the van.

**Read chart #48**

did

get

Did you  
write it  
down?

What did  
you get?

get

did

Did your  
Mom find it?

Get the  
number  
and write  
it down.

did

get

How did  
Tom find  
the words?

He will get  
the desk  
by you.

get

did

Did the dog  
and cat  
fetch the  
log?

Will you  
get the time  
to go?

**DAY 2**



Name: \_\_\_\_\_

did

\_\_\_\_\_

-----

\_\_\_\_\_

get

-----

\_\_\_\_\_

## ROLL & READ SIGHT WORDS

### Instructions

Roll the die. Based on the number rolled, read the corresponding row of sight words.

	did	did	get	did	get
	get	did	get	did	get
	did	get	did	get	did
	get	did	get	did	get
	did	get	did	get	did
	get	did	get	did	get

Read chart #48

DAY 3

did  
get

Name: \_\_\_\_\_

did

get

Read the following sentences.

Did Don and Jan run fast?

Get your water.



## FIND THE SIGHT WORDS

### Instructions

Color the boxes that have the following sight words: did, get

did	day	get	down
get	did	long	did
find	get	now	its
am	who	did	get

Read chart #48

**DAY 4**

**did  
get**

Name: \_\_\_\_\_

**did**

\_\_\_\_\_  
-----  
\_\_\_\_\_

**get**

\_\_\_\_\_  
-----  
\_\_\_\_\_

Read the following sentences.

Did she write it down?

Get the cat out of the mud.

Write the word in the sentence.

\_\_\_\_\_  
-----  
\_\_\_\_\_

**you have time to look?**

Read chart #48

**DAY 5**



Name: \_\_\_\_\_

**did**

\_\_\_\_\_

-----

\_\_\_\_\_

**get**

-----

\_\_\_\_\_

Read the following sentences

Some people did go.







Will you get some water?

Read chart #48

# SPIN & WRITE A SIGHT WORD

## Instructions

1. Use a paper clip and pencil to make a spinner.
2. Spin the wheel.
3. Write the word spun on a construction hat.





Name: \_\_\_\_\_

come

\_\_\_\_\_

-----

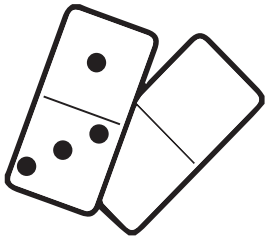
\_\_\_\_\_

made

\_\_\_\_\_

-----

\_\_\_\_\_



## SIGHT WORD DOMINOES

### Instructions

1. Cut out the dominoes.
2. Match the sentence to the sight word on the dominoes.

was	he
-----	----

He had a job.	Bob was not mad.
---------------	------------------

was	he
-----	----

He hid.	Tim was in the van.
---------	---------------------

Read chart #49



come | made

Come out  
and grab  
the can.

She made  
him mad.

made | come

The people  
come each  
day.

What  
made Mom  
mad?

come | made

Did he  
come to  
the dock?

The people  
made her  
write.

made | come

Come find  
out where  
to go.

We made  
a flag.

**DAY 2**



Name: \_\_\_\_\_

come

\_\_\_\_\_

-----

\_\_\_\_\_

made

-----

\_\_\_\_\_

## ROLL & READ SIGHT WORDS

### Instructions

Roll the die. Based on the number rolled, read the corresponding row of sight words.

	come	come	made	come	made
	made	come	made	come	made
	come	made	come	made	come
	made	come	made	come	made
	come	made	come	made	come
	made	come	made	come	made

Read chart #49

DAY 3

come  
made

Name: \_\_\_\_\_

come

made

Read the following sentences.

Come look at the lamp.

She made my day.



## FIND THE SIGHT WORDS

### Instructions

Color the boxes that have the following sight words: come, made

come	day	made	down
made	come	long	come
find	made	now	its
am	who	come	made

Read chart #49

**DAY 4**



Name: \_\_\_\_\_

**come**

\_\_\_\_\_  
-----  
\_\_\_\_\_

**made**

\_\_\_\_\_  
-----  
\_\_\_\_\_

Read the following sentences.

Come sit down.

She made words up about him.

Write the word in the sentence.

Pam \_\_\_\_\_ these for Stan.  
-----  
\_\_\_\_\_

Read chart #49

**DAY 5**



Name: \_\_\_\_\_

**come**

\_\_\_\_\_

-----

\_\_\_\_\_

**made**

\_\_\_\_\_

-----

\_\_\_\_\_

Read the following sentences

Come on the tram with her.







Nan made people clap

Read chart #49

# SPIN & WRITE A SIGHT WORD

## Instructions

1. Use a paper clip and pencil to make a spinner.
2. Spin the wheel.
3. Write the word spun on a construction hat.



**DAY 1**

**may  
part**

Name: \_\_\_\_\_

**may**

\_\_\_\_\_

-----

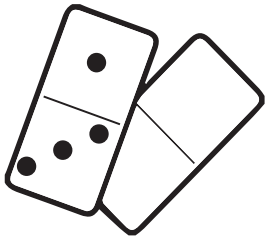
\_\_\_\_\_

**part**

\_\_\_\_\_

-----

\_\_\_\_\_



## SIGHT WORD DOMINOES

### Instructions

1. Cut out the dominoes.
2. Match the sentence to the sight word on the dominoes.


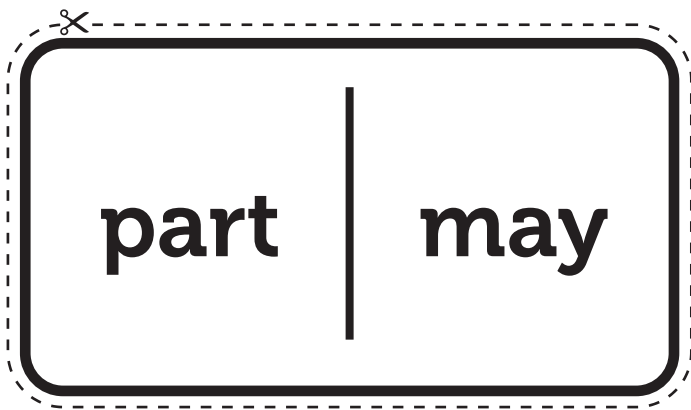
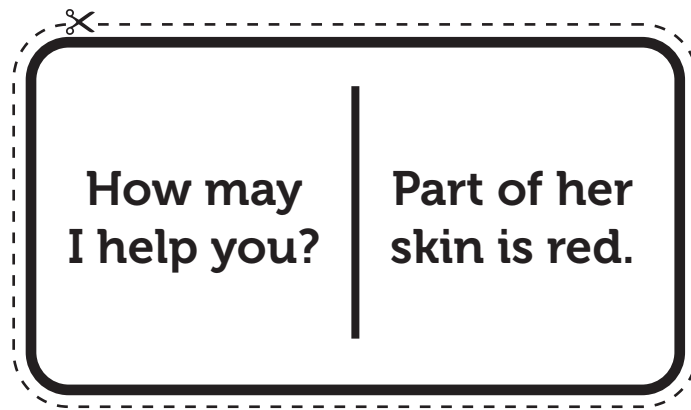
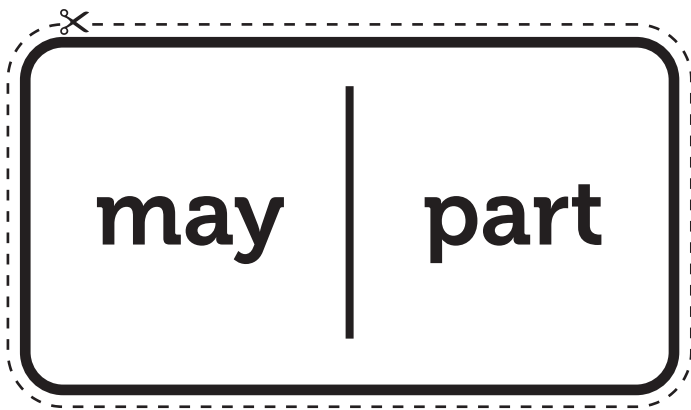
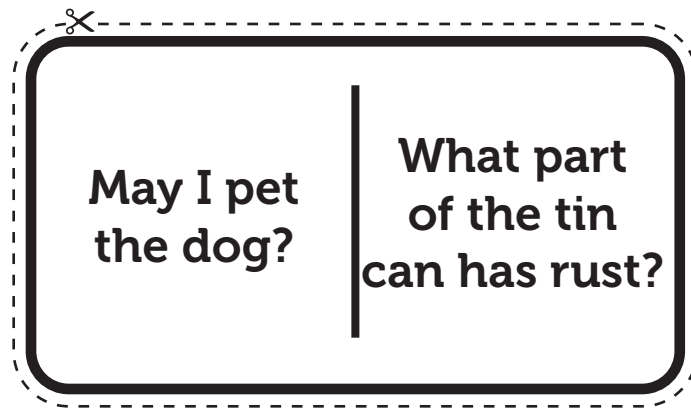
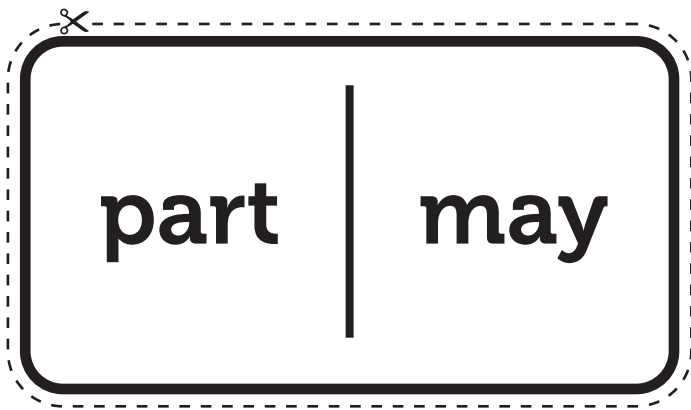
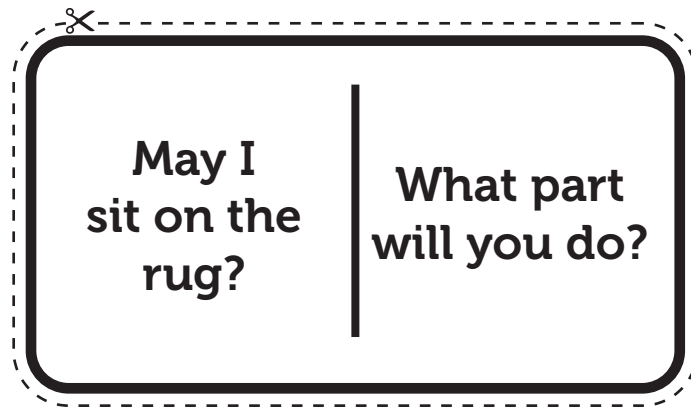
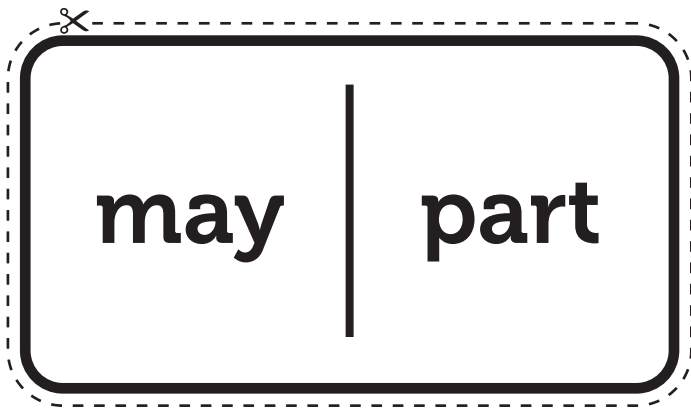
was | he

He had a job. | Bob was not mad.

was | he

He hid. | Tim was in the van.

**Read chart #50**





**DAY 2**



Name: \_\_\_\_\_

may

\_\_\_\_\_

-----

\_\_\_\_\_

part

-----

\_\_\_\_\_

## ROLL & READ SIGHT WORDS

### Instructions

Roll the die. Based on the number rolled, read the corresponding row of sight words.

	may	may	part	may	part
	part	may	part	may	part
	may	part	may	part	may
	part	may	part	may	part
	may	part	may	part	may
	part	may	part	may	part

Read chart #50

DAY 3

may  
part

Name: \_\_\_\_\_

may

part

Read the following sentences.

How may I use my words?

What part of the cat is fat?



## FIND THE SIGHT WORDS

### Instructions

Color the boxes that have the following sight words: may, part

may	made	part	come
get	part	did	may
part	may	day	part
down	long	may	find

Read chart #50

**DAY 4**



Name: \_\_\_\_\_

**may**

\_\_\_\_\_

-----

\_\_\_\_\_

**part**

\_\_\_\_\_

-----

\_\_\_\_\_

Read the following sentences.

May I go?

Will you part with your pets?

Write the word in the sentence.

What \_\_\_\_\_ is for you?

-----

\_\_\_\_\_

Read chart #50

**DAY 5**



Name: \_\_\_\_\_

**may**

\_\_\_\_\_

-----

\_\_\_\_\_

**part**

\_\_\_\_\_

-----

\_\_\_\_\_

**Read the following sentences**

**I may have two of them.**

**What part of the desk is his?**

**Read chart #50**

# SPIN & WRITE A SIGHT WORD

## Instructions

1. Use a paper clip and pencil to make a spinner.
2. Spin the wheel.
3. Write the word spun on a construction hat.

